

PRECAUCIÓN

Evite exponer el parlante a fuentes de humedad. Si se usa al intemperie, asegúrese que este a buen resguardo.

No use ni almacene este equipo en lugares húmedos, puede ocasionar mal funcionamiento o riesgo de choque eléctrico.

Si el cable de alimentación esta dañado, debe reemplazarse por el fabricante, o un agente habilitado y calificado para evitar riesgos.

Para evitar incendios o riesgo de choque eléctrico, no exponga este equipo a la lluvia o humedad.

Limpiar solamente con un paño seco.



CAUTION

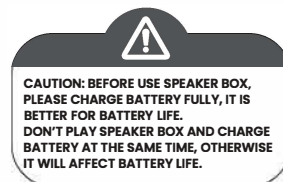
Avoid exposing the speaker box to moisture. If they are set up outdoors, Be Sure they are under cover.

Do not use nor store the equipment near wet or dap places. It may cause a malfunction or shock hazard.

If the power cord is broken, it must be replaced by the manufacturer or service agent or qualifield personnel to avoid risks.

To reduce the risk of fire or electric shock, do not expose this equipment to rain or moisture.

Clean only with a soft, dry cloth.



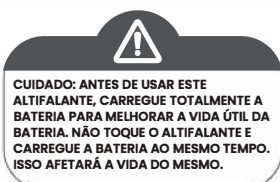
CUIDADO

Evite expor o alto-falante a fontes de umidade. Se usado em ao ar livre, certifique-se de que está bem protegido.

Não use ou armazene este equipamento em locais úmidos, pois pode causar mau funcionamento ou risco de choque elétrico.

Se o cabo de alimentação estiver danificado, deve ser substituído por o fabricante, ou um agente autorizado e quolificado poro evitar riscos.

Para evitar incêndio ou risco de choque, não exponha este equipamento à chuva ou umidade. Limpe apenas com um pano seco.



MS-P112B

MS-P112B

Moonki Sound



HECHO EN RPC



POTENCIA | POWER | POTÊNCIA
4500W

MANUAL DE USUARIO | USER MANUAL | MANUAL DO USUÁRIO

MS-P112B



Welcome to yours speaker's instruction guide

1. Packing Contents

- 1 X Speaker
- 1 X Remote Control
- 1 X User's Manual
- 1 X Power Cable
- 2 X UHF Wireless microphone

2. Specifications

112 Inch 2 Way Professional speaker box with rechargeable battery.

Max Power: 3000W

RMS Power: 150W

Woofer: 12" Diameter, with 1.5" (38 mm)

KSV voice coil

Tweeter: 1" Diameter (25 mm)

Frequency Response: 50HZ-20KHZ

Sensitivity: 95 dB(+/-3dB)

Connectivity: Bluetooth, XLR Line In , XLR Line Out

Battery: 12V - 7000 mAh

Units Meassures:

35 x 40 x 61.5cm(Pr x An x Al)

Unit Weight: 18.4KGS

Box Meassures:

44.5 x 41.5 x 68.5CM (Pr x An x Al)

Box Weight: 20.8kgs

3. Panel Specification

Play/Pause: Press to play a song or pause while playing a song.

Previous: Press once to jump previous song/Press and hold to diminish the volume level.

Next: Press once to jump to next song/ press and hold to raise the volume level.

Cycle play: To select a player mode, the options are:

- One: Select this to play current song indefinitely

- All: With this option you can repeat all music

Stops current song.

Mode: Select an operating modality.

Conection Bluetooth

1. To pair the speaker with a bluetooth phone or audio device, press "MODE" repeatedly on the MP3 player until select this mode.

2. Put your phone or device to be used in bluetooth device discovery mode.

3. When your phone or device shows the "BLUETOOTH" device, confirm the link.

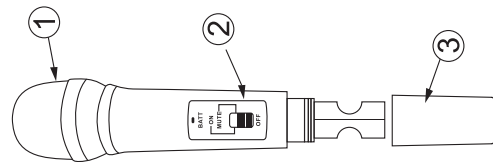
TWS: Using Bluetooth TWS (True wired stereo): The speaker includes TWS function via Bluetooth. In case you have two units of the same model at hand, switch to bluetooth mode. When playing for the first time, you must choose one of the speakers as the master. Then press and hold (5 seconds) the play/pause button on the control panel to connect with another speaker. You will hear indicator sound on "right channel" coming out from main speaker and sound on "left channel" from other speaker after successful pairing. Then you can start Bluetooth operation as usual. Sound will be output from both speakers. When you turn off or change the play mode and back to Bluetooth mode, the two speakers can automatically pair to play in TWS mode. In TWS pairing for the first time, there may be a short "sa sa sa..." sound from the speaker which is not a malfunction. If you turn off the main speaker, TWS playback will stop.

4. Wireless Microphone

1- Grille

2- Power on/off / mute function

3- Battery Cover. Access to the battery



The manufacturer reserves the right to modify specifications without prior notice.

