

Conexión Bluetooth

1. Para emparejar el parlante a un dispositivo bluetooth, presione MODO repetidamente en el display del reproductor hasta seleccionar este modo.
2. Habilite la conexión Bluetooth en su dispositivo.
3. Cuando el dispositivo muestre el parlante en la lista de conexiones, confirme el emparejamiento.

Conexión Bluetooth

1. To pair the speaker with a bluetooth phone or audio device, press "MODE" repeatedly on the MP3 player until select this mode.
2. Put your phone or device to be used in bluetooth device discovery mode.
3. When your phone or device shows the "BLUETOOTH" device, confirm the link.

Conexão Bluetooth

1. Para emparelhar o alto-falante com um telefone bluetooth ou dispositivo de áudio, pressione "MODE" repetidamente no MP3 player até selecionar este modo.
2. Coloque seu telefone ou dispositivo a ser usado no modo de descoberta de dispositivo bluetooth.
3. Quando seu telefone ou dispositivo mostrar o dispositivo "BLUETOOTH", confirme o link.

PRECAUCIÓN

Evite exponer el parlante a fuentes de humedad. Si se usa al intemperie, asegúrese que este a buen resguardo.

No use ni almacene este equipo en lugares húmedos, puede ocasionar mal funcionamiento o riesgo de choque eléctrico.

Si el cable de alimentación esta dañado, debe reemplazarse por el fabricante, o un agente habilitado y calificado para evitar riesgos.

Para evitar incendios o riesgo de choque eléctrico, no exponga este equipo a la lluvia o humedad. Limpiar solamente con un paño seco.

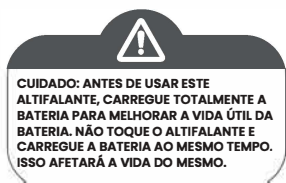
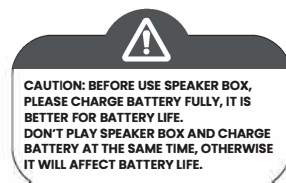
CAUTION

Avoid exposing the speaker box to moisture. If they are set up outdoors, Be Sure they are under cover.

Do not use nor store the equipment near wet or damp places. It may cause a malfunction or shock hazard.

If the power cord is broken, it must be replaced by the manufacturer or service agent or qualified personnel to avoid risks.

To reduce the risk of fire or electric shock, do not expose this equipment to rain or moisture. Clean only with a soft, dry cloth.



MS-900B



moonki®
S O U N D
AUDIO PROFESIONAL

MS-900B

HECHO EN RPC



POTENCIA | POWER | POTÊNCIA

900W

MANUAL DE USUARIO | USER MANUAL | MANUAL DO USUÁRIO

MS-900B



Welcome to yours speaker's instruction guide

1. Packing Contents

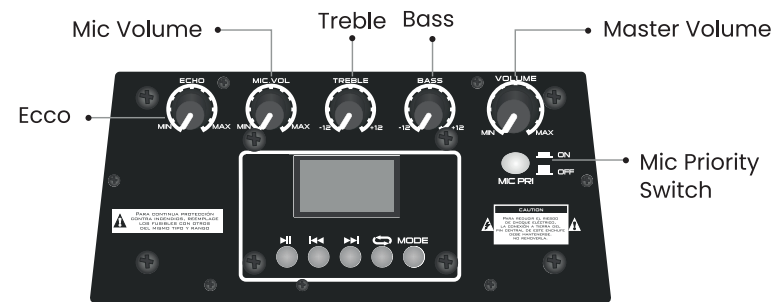
- 1 x Speaker
- 1 remote control.
- 1 x user manual
- 1 x Warranty card
- 1 x power cord
- 1 x Wired Microphone

2. Specifications

6.5" Active speaker with rechargeable battery
 PMPO Power: 900W
 Power Supply: AC 100-240V - 50/60Hz or rechargeable battery
 6.5" Woofer - 510g Magnet (110mm diameter)

1" Tweeter
 Sensibility: 88dB (+/- 3dB)
 Rechargeable battery: 12V - 3000mAH
 Remote control + microphone cabling

3. Panel Specification



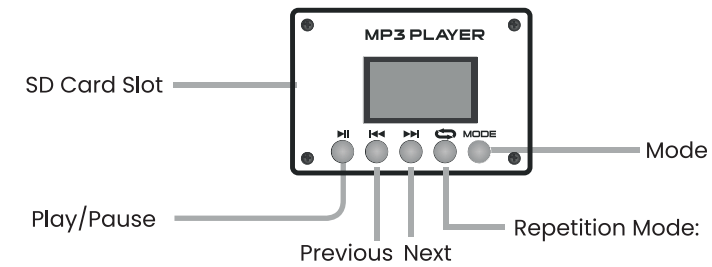
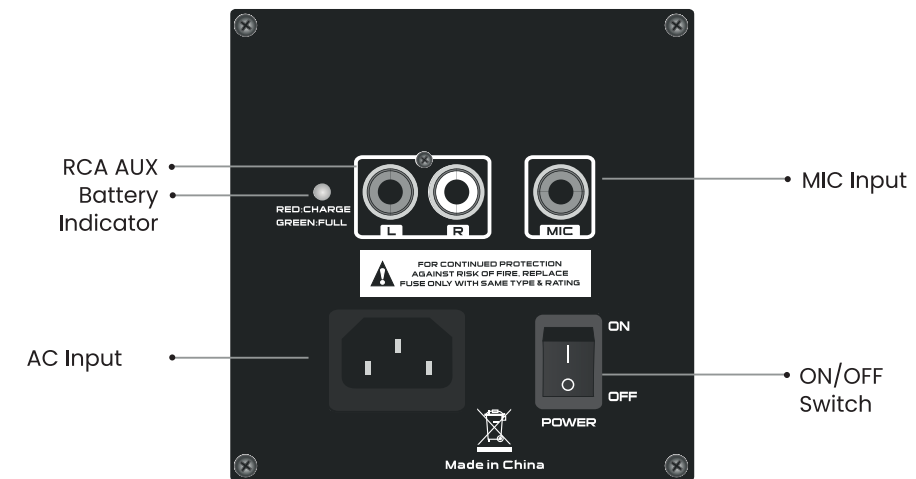
ECHO function:

It's located on control panel, with eco control. Sing song or talk with eco function will reach good effecton.

Treble / Bass potentiometer:

Can control the bass, treble of speaker box (line input and mp3 INPUT), also it can control microphone's treble and bass

The manufacturer reserves the right to modify specifications without prior notice.



Play/Pause: Press to play a song or pause while playing a song.

Previous: Press once to jump previous song/Press and hold to diminish the volume level.

Next: Press once tu jump to next song/ press and hold to raise the volume level.

Cycle play: To select a player mode, the options are:

- One: Select this to play current song indefinitely
- All: With this option you can repeat all music

Model: Select an operating modality

