

PRECAUCIÓN

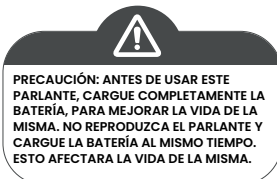
Evite exponer el parlante a fuentes de humedad. Si se usa al intemperie, asegúrese que este a buen resguardo.

No use ni almacene este equipo en lugares húmedos, puede ocasionar mal funcionamiento o riesgo de choque eléctrico.

Si el cable de alimentación esta dañado, debe reemplazarse por el fabricante, o un agente habilitado y calificado para evitar riesgos.

Para evitar incendios o riesgo de choque eléctrico, no exponga este equipo a la lluvia o humedad.

Limpiar solamente con un paño seco.



CAUTION

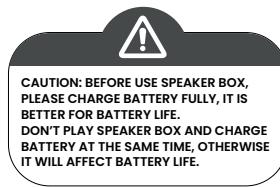
Avoid exposing the speaker box to moisture. If they are set up outdoors, Be Sure they are under cover.

Do not use nor store the equipment near wet or dap places. It may cause a malfunction or shock hazard.

If the power cord is broken, it must be replaced by the manufacturer or service agent or qualified personnel to avoid risks.

To reduce the risk of fire or electric shock, do not expose this equipment to rain or moisture.

Clean only with a soft, dry cloth.



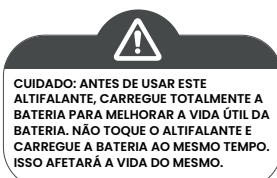
CUIDADO

Evite expor o alto-falante a fontes de umidade. Se usado em ao ar livre, certifique-se de que está bem protegido.

Não use ou armazene este equipamento em locais úmidos, pois pode causar mau funcionamento ou risco de choque elétrico.

Se o cabo de alimentação estiver danificado, deve ser substituído por o fabricante, ou um agente autorizado e qualificado para evitar riscos.

Para evitar incêndio ou risco de choque, não exponha este equipamento à chuva ou umidade. Limpe apenas com um pano seco.



MS-1600B



moonki[®]
S O U N D
AUDIO PROFESIONAL

MS-1600B



HECHO EN RPC

POTENCIA | POWER | POTÊNCIA

1600W

MANUAL DE USUARIO | USER MANUAL | MANUAL DO USUÁRIO

MS-1600B



Welcome to yours speaker's instruction guide

1. Packing Contents

- 1 Speaker
- 1 Remote Control
- 1 User's Manual
- 1 Power Cable
- 1 Wired Mic

2. Specifications

Active speaker with rechargeable battery
10" woofer
1.5" KSV coil
850g magnet
RMS Power: 80W

PMPO Power: 1600W
Tweeter: 25mm
Sensitivity: 91dB
Includes remote
+ wired microphone

3. Panel Specification

ECHO function:

It's located on control panel, with eco control. Sing song or talk with eco function will reach good effecton.

Treble / Bass potentiometer:

Can control the bass, treble of speaker box (line input and mp3 INPUT), also it can control microphone's treble and bass.

Play/Pause: Press to play a song or pause while playing a song.

Previous: Press once to jump previous song/Press and hold to diminish the volume level.

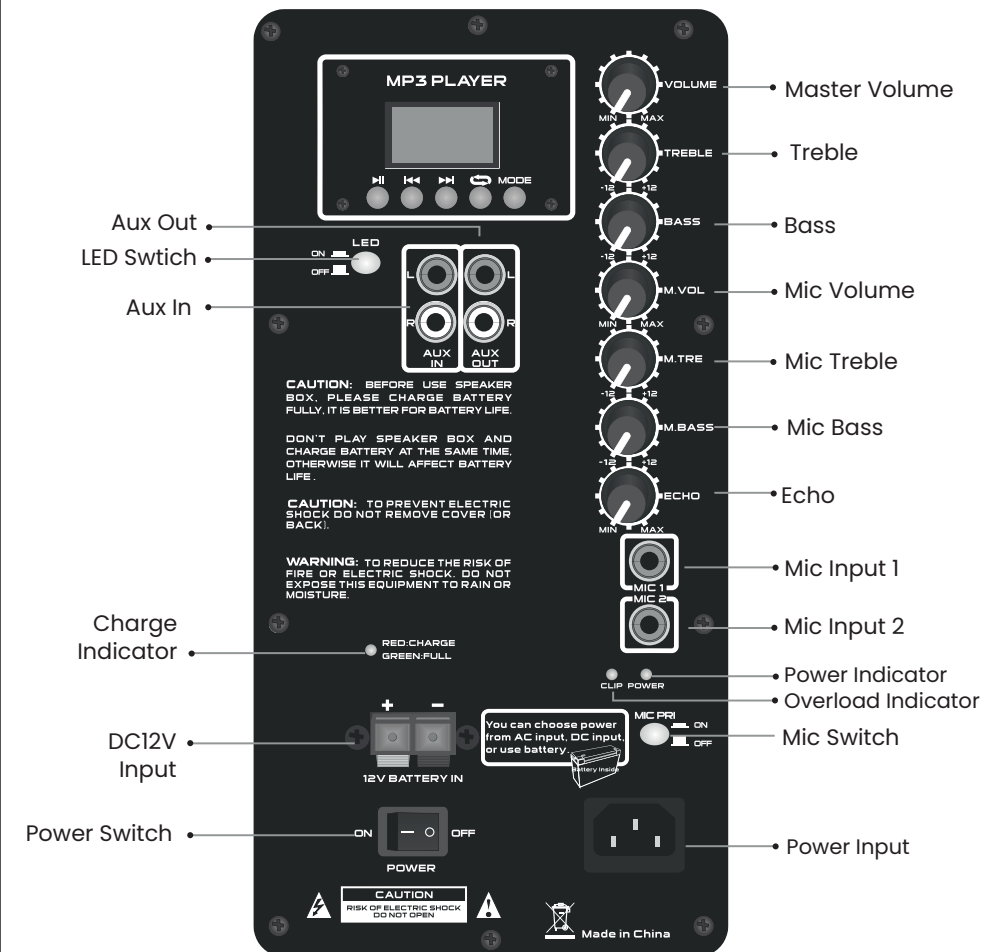
Next: Press once tu jump to next song/ press and hold to raise the volume level.

Cycle play: To select a player mode, the options are:

- One: Select this to play current song idefinitely
- All: With this option you can repeat all music

Model: Select an operating modality.

The manufacturer reserves the right to modify specifications without prior notice.



Conection Bluetooth

1. To pair the speaker with a bluetooth phone or audio device, press "MODE" repeatedly on the MP3 player until select this mode.
2. Put your phone or device to be used in bluetooth device discovery mode.
3. When your phone or device shows the "BLUETOOTH" device, confirm the link.

