

PRECAUCIÓN

Evite exponer el parlante a fuentes de humedad. Si se usa al intemperie, asegúrese que este a buen resguardo.

No use ni almacene este equipo en lugares húmedos, puede ocasionar mal funcionamiento o riesgo de choque eléctrico.

Si el cable de alimentación esta dañado, debe reemplazarse por el fabricante, o un agente habilitado y calificado para evitar riesgos.

Para evitar incendios o riesgo de choque eléctrico, no exponga este equipo a la lluvia o humedad.

Limpiar solamente con un paño seco.



CAUTION

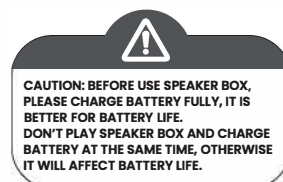
Avoid exposing the speaker box to moisture. If they are set up outdoors, Be Sure they are under cover.

Do not use nor store the equipment near wet or dap places. It may cause a malfunction or shock hazard.

If the power cord is broken, it must be replaced by the manufacturer or service agent or qualifield personnel to avoid risks.

To reduce the risk of fire or electric shock, do not expose this equipament to rain or moisture.

Clean only with a soft, dry cloth.



CUIDADO

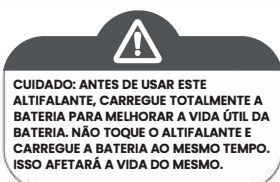
Evite expor o alto-falante a fontes de umidade. Se usado em ao ar livre, certifique-se de que está bem protegido.

Não use ou armazene este equipamento em locais úmidos, pois pode causar mau funcionamento ou risco de choque elétrico.

Se o cabo de alimentação estiver danificado, deve ser substituído por o fabricante, ou um agente autorizado e quolificado poro evitar riscos.

Para evitar incêndio ou risco de choque, não exponha este equipamento à chuva ou umidade.


Limpe apenas com um pano seco.



MS-112DSP

PARLANTE BLUETOOTH • 4500W
BLUETOOTH SPEAKER | CAIXA DE SOM BLUETOOTH

MS-
MS-112DSP
112DSP
Moonki Sound



MANUAL DE USUARIO | USER MANUAL | MANUAL DO USUÁRIO

MS-112DSP
MS-112DSP



Welcome to yours speaker's instruction guide

1. Packing Contents

- 1 Speaker
- 1 Remote Control
- 1 User's Manual
- 1 Power Cable
- 2 wireless microphone

2. Specifications

12" 2-Way Active DSP Speaker
 PMPO Power: 4500W
 RMS Power: 350W
 Woofer: 12" diameter, with 3" (75mm) KSV coil.
 Tweeter: Diameter 1.73"
 Response frequency: 45HZ-18KHZ
 Sensitivity: 122dB(+/-3dB)
 Connectivity: Bluetooth, Line In, Line Out

Includes 4 preset DSP equalization values
 Unit Measurements:
 41.6 x 44 x 65.2CM (D x W x H)
 Unit Weight: 18.6kgs
 Box Measurements:
 47.5 X 39.5 X 71.5CM (D x W x H)
 Box Weight: 20.9kgs

3. Panel Specification

Play/Pause: Press to play a song or pause while playing a song.

Previous: Press once to jump previous song/Press and hold to diminish the volume level.

Next: Press once tu jump to next song/ press and hold to raise the volume level.

Cycle play: To select a player mode, the options are:

- One: Select this to play current song ideoinitely
- All: With this option you can repeat all music

Mode: Select an operating modality.

EQ Presets: DSP 4 Effects (Live-Speech-Music-flat)

Signal-Limit-Power Indicator: The power LeD indicator Lights up when turn on the power switch and light up when input signal in distorted.

Line/Mic Input: One balanced XLR connector for microphone signal input. You can use any connector. A level control can adjust the level of the input signal.

Line/MP3 Input: One balanced XLR connector for various inputs from devices such as Mixer. A level control can adjust the level of the input

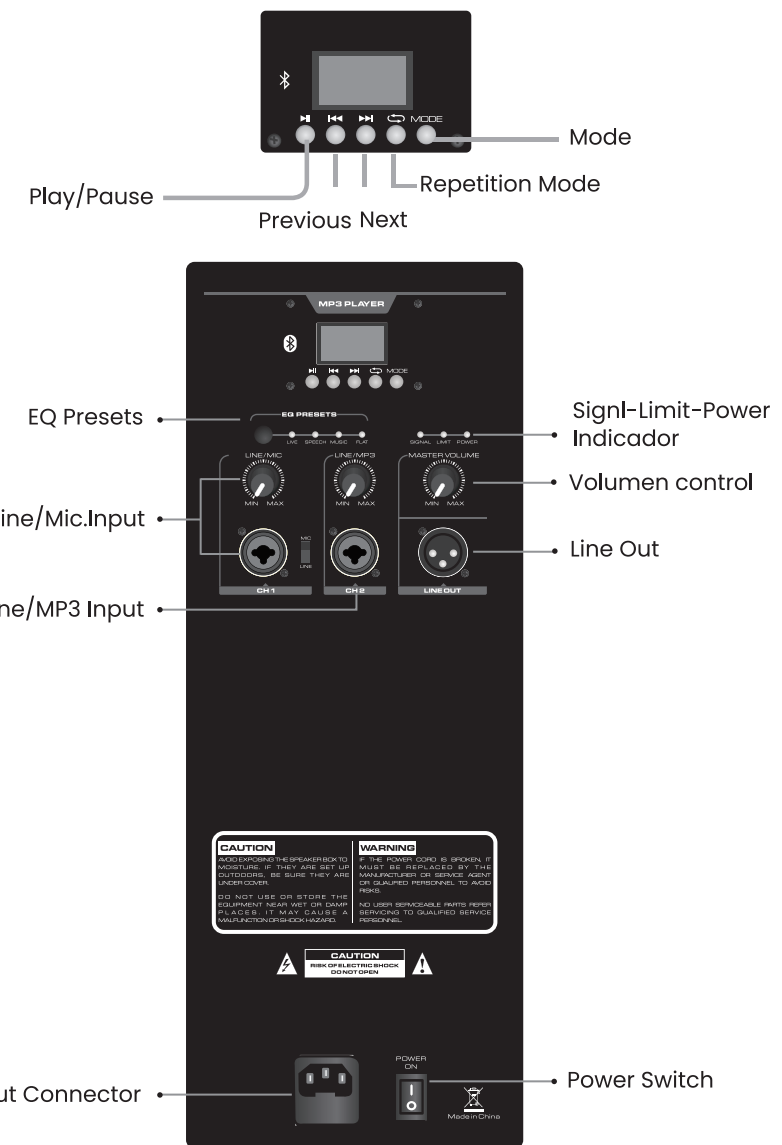
signal.

Line Out: A balanced XLR connector is provided for connecting to other amplifiers or another powered speaker.

TWS: Using Bluetooth TWS (True wired stereo): The speaker includes TWS function via Bluetooth.

In case you have two units of the same model at hand, switch to bluetooth mode. When playing for the first time, you must choose one of the speakers as the master. Then press and hold (5 seconds) the play/pause button on the control panel to connect with another speaker. You will hear indicator sound on "right channel" coming out from main speaker and sound on "left channel" from other speaker after successful pairing. Then you can start Bluetooth operation as usual. Sound will be output from both speakers. When you turn off or change the play mode and back to Bluetooth mode, the two speakers can automatically pair to play in TWS mode. In TWS pairing for the first time, there may be a short "sa sa sa..." sound from the speaker which is not a malfunction. If you turn off the main speaker, TWS playback will stop.

The manufacturer reserves the right to modify specifications without prior notice.



Conection Bluetooth

1. To pair the speaker with a bluetooth phone or audio device, press "MODE" repeatedly on the MP3 player until select this mode.
2. Put your phone or device to be used in bluetooth device discovery mode.
3. When your phone or device shows the "BLUETOOTH" device, confirm the link.

