

4. Remote control



1. Press to play or pause a song while it is playing.
2. In play mode, press to set an appropriate equalization type.
3. Vol + / Vol -
4. Previous. Press once to skip to the previous song, press and hold to go back.
5. Next. Press once to skip to the next song, press and hold to fast forward.
6. Keys. Use this key to select a desired track number.*
7. Choose song. Allows you to select the song you want to listen to directly.*
8. Enter. Choose repeat mode.
9. Mode. Select an operating mode, the options are SD/USB or Aux.

*Applicable to USB speaker.

5. Care and Maintenance

Avoid exposing the speaker to sources of moisture. If it is used outdoors, make sure it is well protected.

Do not use or store this equipment in humid places, it may cause malfunction or risk of short circuit.

If the power cord is damaged, please replace with a new one or consult a qualified electrician to avoid risk

To prevent fire or risk of electric shock, do not expose this equipment to rain or humidity.

Clean only with a dry cloth.





CAUTION: Before using this speaker, please fully charge the battery, to improve their lives. Do not play the speaker and charge the battery at the same time. This will affect the life of it.

Thanks for your purchase!

 www.moonki.com

 MoonkiSoundAudio

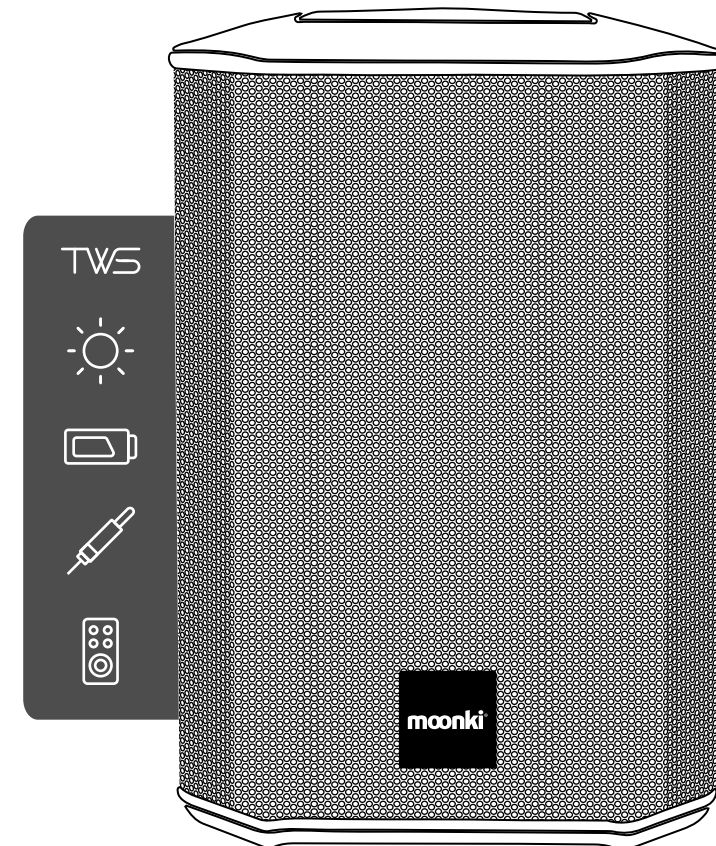
 moonki sound

 moonki,sound

moonki® MALIBU

BLUETOOTH SPEAKER

Bt



BLUETOOTH SPEAKER
WOOFER 5.5" x1 • TWEETER 1.41" x1

USER MANUAL

Welcome

to the instructions of your speaker


1. Contents of the Box



SPEAKER



REMOTE CONTROL

CHARGING CABLE
USB TYPE-C

USER GUIDE

2. Especificaciones

Model MS-R105BLT	Resp. Freq. 70HZ~16KHZ
Power PMPO 500W	Bluetooth V.5.0
RMS Power 18W	TWS function
Amplifier Board DSP	AUX input, Mic 6.35mm, DC
Woofer 5.5" - Magnet 3.14"	Lithium battery 7.4V/1800mHA V - A
Tweeter 1.41"	Charge input: 5V
Coil 13mm Kapton	Unit measures 170 x 200 x 262 mm
LED-illuminated woofer	Unit weight 2.55 Kg
Sensitivity 105dB dB	Measurements Box 245 x 210 x 305 mm
Signal to Noise Ratio 72dB dB	Box weight 2.95 Kg

3. Back Panel

1. Play / Pause. Press to play or pause the current song. Long press 1.5s to exit TWS function.

2. Previous. Press once to skip to the previous song, long press to decrease volume.

3. Next. Press once to skip to next song, long press to increase volume.

4. Mic. Press to increase or decrease the microphone volume.

5. Echo. This is an echo effect. Regulate how marked the effect will be.

6. Mode. Press to choose Aux or BT.

7. Microphone input.

8. Auxiliary input 3.5.

9. LED mode.

10. BT light. The light flashes when the device is not connected, it will stay on when the device is connected.

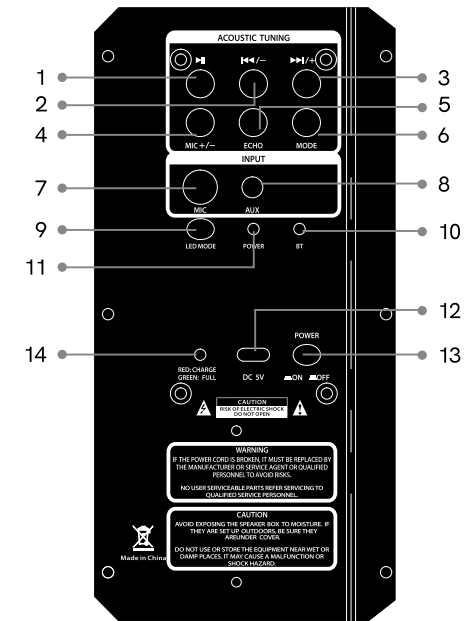
11. Power indicator light.

12. Power input. Type C DC 5V 2A.

13. On/off switch.

14. Charge light. Red color: charging, green color: full charge.

TWS. Put 2 speakers into bluetooth mode, long press MODE key on one of them for 1.5 seconds to enter TWS MODE. Long press the key **▶||** for 1.5 seconds to exit TWS, there will be a "ding dong" message.



The manufacturer reserves the right to change specifications without notice.