

POWDER & INDUSTRIAL COATINGS



Your guide to
CHOOSING COLOUR
for Aluminium Joinery

DURALLOY

DURATEC®

Exquisite colours for Aluminium Joinery

This Colour Guide incorporates the very latest in powder coating technology coupled with the latest colours this technology makes possible. The colour range is chosen from old favourites and the very latest international colour trends and are arranged in a manner designed to make harmonious colour selection much easier.

Aluminium is the only warrantable substrate, but these powder coatings are equally at home on Galvanised or mild steel.

Contents

Powder Coating Warranties	3
Premium Pearls	4
Brown	6
Blue	8
White / Yellow	10
Metropolis [®] Pearls	12
Electro	14
Grey / Black	16
Red / Light Grey	18
Green	20
Mannex [®]	22
Performance and quality assurance	24
Our 2 level performance guarantee	24
Dulux Registered Applicators	24
Care & Maintenance	25
Reflective & RGB Values	26
Reflective & RGB Values	27
Contact us	28

N.B. This colour card replaces all previous Duralloy[®] Colour Guides.

Dulux and Other marks followed by ® are registered trademarks. Marks followed by ™ are trademarks.

DISCLAIMER: Any advice, recommendation, information, assistance or service provided by Dulux Powder & Industrial Coatings in relation to goods manufactured by it or their use and application is given in good faith and is believed by Dulux Powder & Industrial Coatings to be appropriate and reliable. However, any advice, recommendation, information, assistance or service provided by Dulux Powder & Industrial Coatings is provided without liability or responsibility PROVIDED THAT the foregoing shall not exclude, limit, restrict or modify the right entitlements and remedies conferred upon any person or the liabilities imposed upon Dulux Powder & Industrial Coatings by any condition or warranty implied by applicable legislation, regulation or other Government ordinance voiding or prohibiting such exclusion, limitation or modification. ©2013

powder coating warranties and the environment



DURALLOY

- Extruded aluminium window & door joinery
- Residential and small commercial developments
- Building up to three levels above ground
- Properties greater than 100 meters from high tide level
- Where AAMA 2603 performance is desired
- Where a 10 year film and colour integrity warranty is required
- For projects outside these parameters, check with your Dulux[®] representative.



DURATEC[®]

- Extruded aluminium window & door joinery
- Prestigious residential and commercial developments
- All major architectural developments
- Properties greater than 10 meters from high tide level
- Welded aluminium sections greater than 100 meters from high tide level.
- Where AAMA 2604 performance is desired
- Where a 15 year film and colour integrity warranty is required
- For projects outside these parameters, check with your Dulux[®] representative.

Worth doing...worth Dulux.[®]



premium pearls

MATT CHAMPAGNE KINETIC®

DURALLOY 9153059K
DURATEC 9003059K

COPPER METALLIC KINETIC®

DURALLOY 9157183K
DURATEC 9007183K

ST ELMO'S FIRE KINETIC®

DURALLOY 9157208K
DURATEC 9007208K

PLATYPUS KINETIC®

DURALLOY 9157214K
DURATEC 9007214K

OCEANS 12 KINETIC®

DURALLOY 9157210K
DURATEC 9007210K

GUNMETAL METALLIC KINETIC®

DURALLOY 9158115K
DURATEC 9008115K

DURALLOY

DURATEC

DURALLOY & DURATEC® AVAILABLE AS AN EX STOCK COLOUR



premium pearls

Metallic / Pearlescent finishes

The Premium Pearl offering utilises Dulux's Kinetic® Technology in both Duralloy and Duratec chemistry. The Kinetic® technology increases the ease of application and allows Dulux to present a finish that is not only very uniform, but also delivers a coating that has sparkle and movement in its appearance.

This characteristic may mean that the appearance of the colour can change in different lighting and viewing angles or where the coated substrate is in several different planes.

Our Premium Pearls may be a little more expensive than your average run of the mill colour, but then these Premium Pearls are not your usual run of the mill colours.



Please take time to check an actual powder coated sample of the colour of your choice



LSG MATT DESERT SAND

DURALLOY 9153065M

DURATEC 9003065M

LSG MATT BRONCO

DURALLOY 9152111M

DURATEC 9002111M

STONE

DURALLOY 91584215

KAURI

DURALLOY 91558754

SORRELL

DURALLOY 91596932

MATT THUNDER GREY

DURALLOY 9157324M

LSG MATT LIGNITE

DURALLOY 9158033M

LSG MATT IRONSAND

DURALLOY 9158096M

DURATEC 9008109M

MATT OLIVE

DURALLOY 9156193M

DURALLOY **DURATEC**

DURALLOY & DURATEC® AVAILABLE AS AN EX STOCK COLOUR



brown

Browns are now the current popular flavour, and in the Duralloy Colour Guide, we have browns in abundance, from deep rich browns such as Lignite or Ironsand, to lighter beiges such as Matt Bronco or Desert Sand and even Pearlescent browns on the Metropolis Pearl page such as Mineral Brown and Electric Cow.

Please take time to check an actual powder coated sample of the colour of your choice



MATT BLUE FIN
DURALLOY 9155213M



WEDGEWOOD
DURALLOY 91550279



AZURE
DURALLOY 91597126



MATT WIZARD
DURALLOY 9155197M



INDIGO BLUE
DURALLOY 91597132



LSG MATT NEW DENIM BLUE
DURALLOY 9155063M
DURATEC 9005063M



STORM BLUE
DURALLOY 91597124



MATT SLATE BLUE
DURALLOY 9155147M

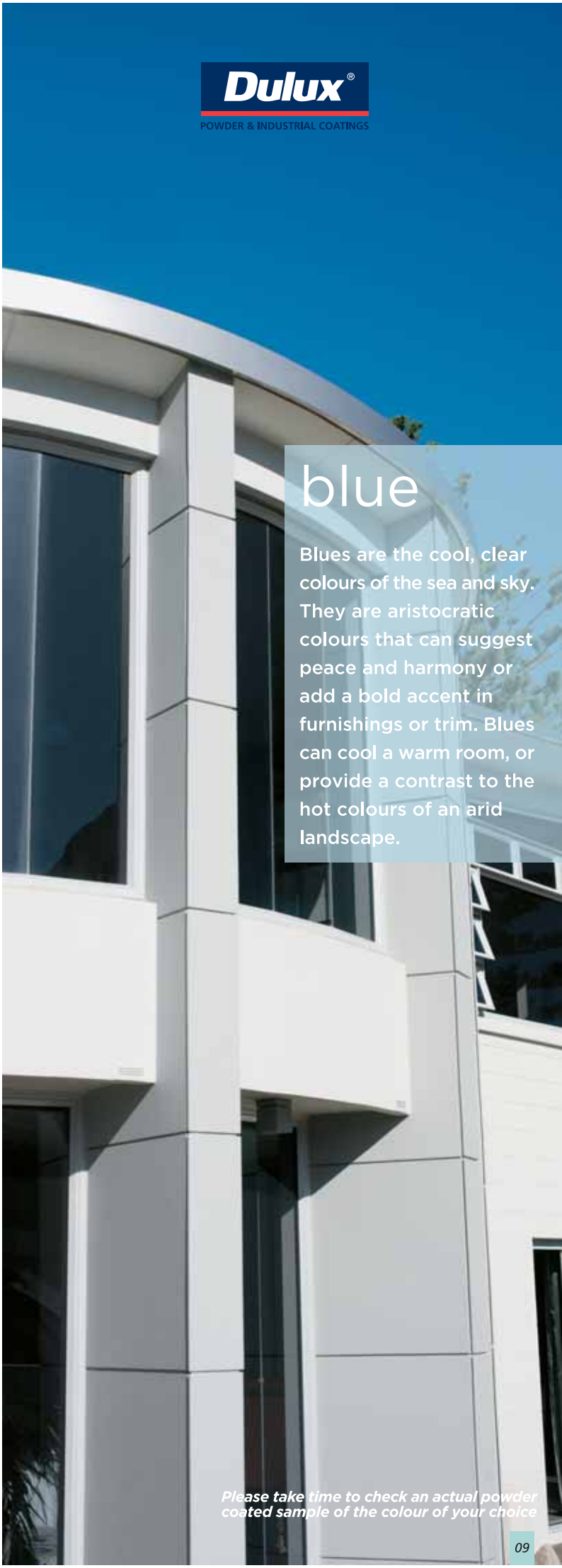


NAVY
DURALLOY 91558609

DURALLOY

DURATEC


DURALLOY & DURATEC® AVAILABLE AS AN EX STOCK COLOUR



blue

Blues are the cool, clear colours of the sea and sky. They are aristocratic colours that can suggest peace and harmony or add a bold accent in furnishings or trim. Blues can cool a warm room, or provide a contrast to the hot colours of an arid landscape.

Please take time to check an actual powder coated sample of the colour of your choice



APPLIANCE WHITE

- DURALLOY** 91558853
- DURATEC** 90058853

ARCTIC WHITE

- DURALLOY** 91558851
- DURATEC** 90058851

TUSK TUSK

- DURALLOY** 91558857

WOODWIND

- DURALLOY** 91558858

OFF WHITE

- DURALLOY** 91558804
- DURATEC** 90058804

SMOOTH CREAM

- DURALLOY** 91584755

RIVERGUM BEIGE

- DURALLOY** 91536991

ALMOND

- DURALLOY** 91558802

MAGNOLIA

- DURALLOY** 91532658



DURALLOY & DURATEC® AVAILABLE AS AN EX STOCK COLOUR



white / cream

White in its purest form can be stylish and cool or stark and demanding. This is responsible for its enduring popularity as a trim colour and as a main decorating theme. Works of art, collections and fabrics are all presented to advantage in a white environment.

beige / yellow

Beige is classical, soothing and commonly used in conjunction with earth tones to create an atmosphere of peace and serenity.

From sandy beige to rich ochres, yellow radiates warmth and friendliness.

Please take time to check an actual powder coated sample of the colour of your choice

metropolis[®] pearls

**METROPOLIS WARM
WHITE PEARL KINETIC[®]**

DURALLOY 9152075K
DURATEC 9001173K

**METROPOLIS SILVER
PEARL KINETIC[®]**

DURALLOY 9157113K
DURATEC 9007317K

**SILVER STAR
KINETIC[®]**

DURALLOY 9157043K
DURATEC 9007335K

**METROPOLIS
PORPOISE**

DURALLOY 91596875

**MINERAL BROWN
KINETIC[®]**

DURALLOY 9158204K

**METROPOLIS EXTREME
DENIM MATT KINETIC[®]**

DURALLOY 9155113K

**WINDOW BRONZE
KINETIC[®]**

DURALLOY 9158068K
DURATEC 9008068K

**METROPOLIS ELECTRIC
COW MATT KINETIC[®]**

DURALLOY 9158028K
DURATEC 9008153K

**METROPOLIS COAL DUST
KINETIC[®]**

DURALLOY 9159069K
DURATEC 9009100K

DURALLOY

DURATEC

DURALLOY & DURATEC[®] AVAILABLE AS AN EX STOCK COLOUR

metropolis[®] pearls

The Metropolis Range of Pearls includes some of the most popular trim colours including Metropolis Silver Pearl, Silver Star, Window Bronze and the wonderful Electric Cow. The entire Metropolis Range has a pearlescent or metallic content that brings the coating to life, sparkling in the sunshine.

For technical reasons associated with colour reproduction, the colours shown give only an indication of shade and pearl content. No guarantee can be given that they will exactly match the powder product.

Please take time to check an actual powder coated sample of the colour of your choice



ELECTRO™
POWDERCOAT RANGE



ELECTRO™
POWDERCOAT RANGE

Electro®, a new super durable range

the electro look

Unlike traditional anodic deposition finishes which are restricted to aluminium, architects, designers, and colour consultants will love the flexibility and freedom the Electro® range palette of colours offers. With relative ease, Electro® powder coatings can be applied to a wide variety of substrates such as aluminium, steel, and galvanised metal, making perfect colour co-ordination possible across many different construction elements, fixtures, and fittings.

guaranteed to last

Made from high durability, UV resistant raw materials, the tough yet flexible Electro® range of powder coatings, when applied by a 'registered applicator' on architectural aluminium, can carry a 15 year, exterior durability, performance warranty. The Electro® range of powder coatings is suitable for use in a wide variety of climatic conditions from cold to hot, and humid to dry environments.



FLAT WHITE
9061200F

SUBTLE BLUE
9065177K

VINTAGE SILVER
9067377K

SCINTILLATION
9068186K

BURNISHED COPPER
9068185K

NATURAL SILVER
9067365K

MEDIUM BRONZE
9068183K

SHIMMERING CHAMPAGNE
9063116K


DARK BRONZE
9068184K

GOLDEN TOUCH
9068182K

BLACK ACE
9069116F

BLUE SUEDE SHOES
9065178K

GREEN TEA
9066197K



Please take time to check an actual powder coated sample of the colour of your choice

black

The most powerful colour, although technically not a colour at all, black can conjure up images of mystery, or elegance and sleek sophistication. The strength of black is often emphasised by using it with white. Black and white tiles, or a high gloss black front door convey a universal message of style and sophistication.

grey

In theory grey is the only true neutral, but in practice greys come from all around the spectrum. Greys work well with yellows and reds, are subtly unobtrusive with creams and blues and sumptuously sophisticated in combination with light yellows and beige.

TRANSFORMER GREY

91532186 **DURALLOY**

LSG MATT SANDSTONE GREY

9157217M **DURALLOY**

9007217M **DURATEC**

MID GREY

91558710 **DURALLOY**

FLINT

91558704 **DURALLOY**

LSG MATT GREY FRIARS

9157167M **DURALLOY**

9007167M **DURATEC**

LSG MATT CHARCOAL

9159058M **DURALLOY**

9009081M **DURATEC**

MATT GRAVEL

9157404M **DURALLOY**

SATIN BLACK

91558651 **DURALLOY**

LSG MATT BLACK

9159041M **DURALLOY**

90097181 **DURATEC**

DURALLOY

DURATEC

DURALLOY & DURATEC[®] AVAILABLE AS AN EX STOCK COLOUR

Please take time to check an actual powder coated sample of the colour of your choice

red

Reds, Corals & Pinks are warm, vibrant colours that create a sense of intimacy and strength. Ranging from soft shades of coral and pink to bold, aggressive reds, these are colours that should be used with care. The paler tones are cheerful colours that reflect light to warm or brighten cool or dark rooms.

light grey

Grey which like black is a non-colour, is the true neutral, and thus risks being bland and uninteresting. However, when the right tone is selected, anywhere from charcoal or slate through to soft dove, grey can be an ideal backdrop or accent in practically any colour scheme.

TERRACOTTA
91558407 **DURALLOY**




COLA RED
91556995 **DURALLOY**




MATT PIONEER RED
9154194M **DURALLOY**




LSG MATT SCORIA
9154114M **DURALLOY**
9004131M **DURATEC**




LSG MATT TITANIA
9152068M **DURALLOY**
9002068M **DURATEC**



LSG MATT CANVAS CLOTH
9157327M **DURALLOY**
9007327M **DURATEC**



MATT O'KEEFE GREY
9157400M **DURALLOY**



GULL GREY
91597128 **DURALLOY**



MATT GHOST GREY
9157401M **DURALLOY**



DURALLOY

DURATEC

DURALLOY & DURATEC[®] AVAILABLE AS AN EX STOCK COLOUR

Please take time to check an actual powder coated sample of the colour of your choice

green

Currently the most popular decorating colour, green symbolizes nature. It is the easiest colour on the eye and can improve vision. It is a calming, refreshing colour. People waiting to appear on TV sit in "green rooms" to relax. Hospitals often use green because it relaxes patients. Dark green is masculine and conservative. Greens can be fresh & fruity, acid lime or warm and relaxing olives.



MATT BONE WHITE
9157304M DURALLOY



LSG MATT LICHEN
9156101M DURALLOY
9008119M DURATEC



LSG MATT MIST GREEN
9156103M DURALLOY
9006103M DURATEC



STROMBOLI
91550267 DURALLOY



BOND RIVERGUM
91552027 DURALLOY
90052027 DURATEC



LSG MATT PERMANENT GREEN
9156102M DURALLOY




DEEP TEAL
91558558 DURALLOY



LSG MATT KARAKA
9156064M DURALLOY
9006064M DURATEC



RANGOON GREEN
91558554 DURALLOY




DURALLOY

DURATEC


DURALLOY & DURATEC[®] AVAILABLE AS AN EX STOCK COLOUR

mannex[®]

**MANNEX
APPLIANCE WHITE**
9151171Z **DURALLOY**



**MANNEX
TITANIA**
9153043Z **DURALLOY**



**MANNEX METRO
SILVER PEARL**
9157158Z **DURALLOY**



**MANNEX
BRONCO**
9153045Z **DURALLOY**



**MANNEX
SANDSTONE GREY**
9157156Z **DURALLOY**



**MANNEX
GREY FRIARS**
9157157Z **DURALLOY**



**MANNEX
CHARCOAL**
9159055Z **DURALLOY**



**MANNEX
IRONSAND**
9158083Z **DURALLOY**



**MANNEX MATT
BLACK**
9159056Z **DURALLOY**



DURALLOY

DURATEC

DURALLOY & DURATEC[®] AVAILABLE AS AN EX STOCK COLOUR

mannex[®]

The Duralloy Mannex[®] range has been designed especially for entrance doors, to add an extra little pizzazz to an area that is often a feature in terms of colour and design.

The Duralloy[®] Mannex[®] Range have been specially formulated as a tactile textured finish, that plays with the light and gives depth and interest to the surface. These specially chosen finishes have been formulated to be a hard durable film that displays a depth of character in the textured finish but also resists scuffing. With entrance doors often protected from the weather, rain seldom strikes the surface so new technology has been embodied in the Duralloy[®] Mannex[®] range giving the powder coating easy clean properties.

Please take time to check an actual powder coated sample of the colour of your choice

performance and quality assurance

Dulux Powder & Industrial Coatings, manufacturer of Dulux branded powder coating, is committed to providing products that strictly adhere to the ISO standard for quality management. The result is a range of powder coatings, that simply work better in New Zealand's unique climatic conditions.

Our two level performance guarantee

1. The first covers film integrity, which is a warranty that the film will not peel or crack or flake, when applied by a Dulux Registered Applicator. The Duralloy products in this guide can carry a warranty of 10 years film integrity, the Duratec products 15 years film integrity on extruded aluminium.

2. Secondly, and one most customers assume is warranted, colour performance. This is simply the ability of the coating to retain its colour and performance within stated parameters for a given period.

The Duralloy products featured here all have a colour performance warranty of 10 years, the Duratec products 15 years, when applied to residential and commercial aluminium sections by a Dulux Registered Applicator.

Dulux Registered Applicators

All the warranties offered by Dulux[®] in this booklet are conditional on the powder coatings being applied by Dulux Registered Aluminium Applicators. These applicators are only certified after demonstrating their capability to meet stringent quality conditions and international standards.

Each registered aluminium applicator has invested heavily in their business to guarantee their performance in preparing the aluminium and applying the premium Dulux[®] finishes shown in this guide.



care & maintenance

To comply with warranty requirements and to extend the effective life of powder coatings, a very simple regular maintenance programme should be implemented.

1/ Carefully remove any loose deposits with a wet sponge.

2/ Use a soft brush (non abrasive) and a mild household detergent solution to remove dust, salt and other deposits.

3/ Rinse off with clean fresh water.

Do remove obvious deposits as they occur.

Do mask windows if painting.

Use only Methylated Spirits, Isopropanol or water to remove fresh paint splashes.

Do not use abrasive-steel wool, scrapers, scouring liquids or powders to remove paint splashes - these will damage your powder coating.

Do not use aggressive solvents-thinners, petrol etc. these solvents will attack gloss levels and reduce the powder coatings life expectancy.

Do not expose your joinery to excessive heat- heaters or hot air guns - these may damage the powder coating.

If through some misadventure your powder coated aluminium joinery is scratched or damaged, don't panic. Dulux[®] colour Repair Kits are available.

Do contact Dulux[®] Powder & Industrial Coatings on 0800 800 975 for further information or advice.

Take care at installation time

Your window manufacturer puts considerable effort into protecting your powder coated joinery right through to installation time, however it is at this time that your joinery is perhaps most at risk of damage. For this reason your window manufacturer uses stickers, recommended by the Window Association of New Zealand, to help to protect their product.

These stickers read:-

"IMPORTANT ALL TRADES"

This valuable aluminium joinery will suffer **permanent** damage from: plaster, mortar and paint splashes - **Protect** if splashes occur - **Immediately** wash down joinery with water or meths - **Do not** allow splashes to harden! - **Do not** use solvents! - **Do not** remove this label until final clean completed.

All the activity on a construction site means that your window joinery may get knocked or scratched, splattered with mortar, plaster, textured coating or paint during the later stages of construction. Please ensure that your window and door joinery is masked at this time. It is far easier to prevent accidents than to try and correct them. Should your joinery receive mortar or paint splashes see that these are removed before cure and follow the instruction contained in this colour card or in the Dulux[®] Powder & Industrial Coatings Use and Care brochure.



Reflective (LRV) & RGB Values

MATERIAL		PAGE	LRV	R	G	B
91558802	ALMOND	10	62	214	196	173
9151171Z	APPLIANCE WHITE					
	MANNEX	23	88	240	241	239
91558853	APPLIANCE WHITE	10	88	240	241	239
91558851	ARCTIC WHITE	10	84	225	232	239
91597126	AZURE	8	18	77	109	125
9069116F	BLACK ACE	15	4	59	59	60
9159041M	BLACK LSG MATT	17	4	43	43	44
9155213M	BLUE FIN MATT	8	29	108	153	188
9065178K	BLUE SUEDE SHOES	15	21	116	130	134
91552027	BOND RIVERGUM	21	17	98	110	98
9157304M	BONE WHITE MATT	21	50	182	182	168
9153045Z	BRONCO MANNEX	23	39	167	157	143
9152111M	BRONCO LSG MATT	6	37	169	158	143
9068185K	BURNISHED COPPER	15	8	93	75	71
9157327M	CANVAS CLOTH					
	LSG MATT	19	65	210	205	192
9153059K	CHAMPAGNE KINETIC®					
	MATT	4	35	156	146	136
9159055Z	CHARCOAL MANNEX	23	8	62	65	69
9159058M	CHARCOAL LSG MATT	17	8	61	64	67
91556995	COLA RED	19	17	198	48	53
9157183K	COPPER METALLIC					
	KINETIC®	4	34	157	146	136
9068184K	DARK BRONZE	15	6	77	70	64
91558558	DEEP TEAL	21	9	41	78	77
9153065M	DESERT SAND					
	LSG MATT	6	43	188	170	146
9061200F	FLAT WHITE	14	86	236	240	237
91558704	FLINT	17	12	89	92	96
9157401M	GHOST GREY MATT	19	45	173	175	175
9068182K	GOLDEN TOUCH	15	24	150	131	106
9157404M	GRAVEL MATT	16	7	54	56	59
9066197K	GREEN TEA	15	20	119	126	121
9157157Z	GREY FRIARS MANNEX	23	10	71	75	79
9157167M	GREY FRIARS LSG MATT	17	10	71	74	77
91597128	GULL GREY	19	47	172	176	173
9158115K	GUNMETAL METALLIC					
	KINETIC®	4	10	76	75	71
91597132	INDIGO BLUE	8	11	74	78	84
9158083Z	IRONSAND MANNEX	23	8	64	63	61
9158096M	IRONSAND LSG MATT	6	8	65	65	63
9156064M	KARAKA LSG MATT	21	7	59	61	54
91558754	KAURI	6	20	129	112	93
9156101M	LICHEN LSG MATT	21	26	136	128	107
9158033M	LIGNITE LSG MATT	6	9	77	68	62
91532658	MAGNOLIA	10	60	217	203	169
9159056Z	MATT BLACK MANNEX	23	4	43	43	44
9068183K	MEDIUM BRONZE	15	11	103	93	80
9157158Z	METRO SILVER PEARL					
	MANNEX	23	43	164	166	163
9159069K	METROPOLIS COAL					
	DUST KINETIC®	12	8	59	62	65
9158028K	METROPOLIS ELECTRIC					
	COW MATT KINETIC®	12	9	71	70	68



Reflective (LRV) & RGB Values

MATERIAL		PAGE	LRV	R	G	B
9155113K	METROPOLIS EXTREME					
	DENIM MATT KINETIC®	12	17	96	101	106
91596875	METROPOLIS PORPOISE	12	26	126	127	125
9157113K	METROPOLIS SILVER					
	PEARL KINETIC®	12	41	163	164	159
9152075K	METROPOLIS WARM					
	WHITE PEARL KINETIC®	12	88	240	240	231
91558710	MID GREY	17	24	118	119	116
9158204K	MINERAL BROWN					
	KINETIC®	12	20	114	110	105
9156103M	MIST GREEN LSG MATT	21	24	116	126	106
9067365K	NATURAL SILVER	15	47	182	183	178
91558609	NAVY	8	6	43	57	78
9155063M	NEW DENIM BLUE					
	LSG MATT	8	10	70	76	83
9157210K	OCEANS 12 KINETIC®	4	28	126	136	127
91558804	OFF WHITE	10	73	232	223	200
9157400M	O'KEEFE GREY MATT	19	57	193	187	176
9156193M	OLIVE MATT	6	7	61	56	50
9156102M	PERMANENT GREEN					
	LSG MATT	21	10	55	80	70
9154194M	PIONEER RED MATT	19	12	129	63	57
9157214K	PLATYPUS KINETIC®	4	30	141	137	131
91558554	RANGOON GREEN	21	5	57	62	56
91536991	RIVERGUM BEIGE	10	64	216	202	184
9157156Z	SANDSTONE GREY					
	MANNEX	23	25	25	125	123
9157217M	SANDSTONE GREY					
	LSG MATT	17	25	125	125	123
91558651	SATIN BLACK	17	4	44	44	45
9068186K	SCINTILLATION	14	27	149	141	131
9154114M	SCORIA LSG MATT	19	9	103	59	54
9063116K	SHIMMERING					
	CHAMPAGNE	15	34	163	156	147
9157043K	SILVER STAR KINETIC®	12	35	148	151	150
9155147M	SLATE BLUE MATT	8	7	56	64	77
91584755	SMOOTH CREAM	10	68	229	209	170
91596932	SORRELL	6	15	103	95	85
9157208K	ST ELMO'S FIRE					
	KINETIC®	4	34	145	147	148
91584215	STONE	6	31	152	137	121
91597124	STORM BLUE	8	9	62	73	84
91550267	STROMBOLI	21	18	85	117	112
9065177K	SUBTLE BLUE	14	56	182	202	208
91558407	TERRACOTTA	19	20	164	102	75
9157324M	THUNDER GREY MATT	6	12	85	85	79
9153043Z	TITANIA MANNEX	23	69	215	213	203
9152068M	TITANIA LSG MATT	19	69	215	212	200
91532186	TRANSFORMER GREY	17	29	127	139	131
91558857	TUSK TUSK	10	79	239	227	210
9067377K	VINTAGE SILVER	14	28	144	145	143
91550279	WEDGEWOOD	8	20	88	119	148
9158068K	WINDOW BRONZE					
	KINETIC®	12	10	79	73	69
9155197M	WIZARD MATT	8	12	73	92	102
91558858	WOODWIND	10	74	226	218	204



Dulux®



with our compliments

Auckland

Dulux Powder & Industrial
Coatings

31B Hillside Road
Glenfield Auckland 0627
PO Box 10 1886. N.S.M.C
Auckland 0745

New Zealand

Phone 0-9-441 8244

Fax 0-9-441 8242

Toll free 0800 800 975

Fax free 0800 476 9337

Wellington

New Zealand

Phone 0-4-939 9226

Toll free 0800 800 975

Fax free 0800 476 9337

Christchurch

New Zealand

Phone 0-3-365 0871

Fax 0-3- 365 0873

Australia

Dulux Powder & Industrial
Coatings

1-15 Pound Road, West
Dandenong South 3175
Australia

Reception: 8787 4500

Facsimile: 8787 4542

Customer Service:

13 24 99

Customer Service Fax:

1800 804 649

Website:

www.dulux.com.au



Visit our web site: www.duluxpowdercoatings.co.nz