

**True Wireless  
Stereo Earbuds**

**5.0**   
**Bluetooth™**



MA-TWS66

## **Wireless Bluetooth Stereo Earbuds**

1. Stereo or mono mode Headphone. You can choose between left, right earbuds or stereo playback.
2. True Wireless Stereo Sound (TWS)
3. Charging case with compact configuration.

### **Before using**

Before starting to use this product you must remove the protective plastic covering the charging contacts of the earbuds.

### **Functioning**

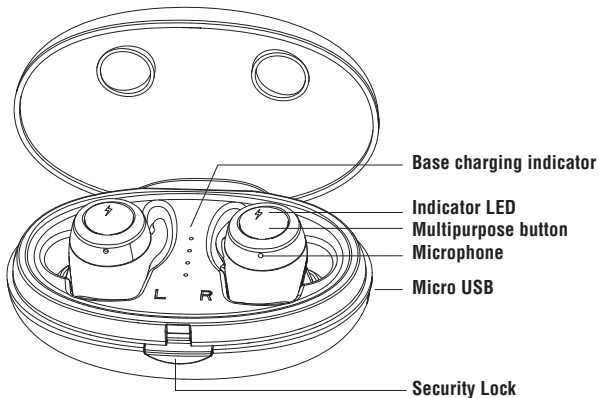
#### *Charging Base*

1. Before using the earbuds for the first time, fully charge the base. Connect to USB port charging to a USB cable, and at the other end of it to a suitable charger or a PC. The level of charge is indicated by 4 LED lights (each light indicates 25% of the total charge). When the 4 lights are power on, please disconnect the base from the power supply.
2. The full charge of the base takes approximately 1 Hr.
3. The base functions both as a carrying case and as a charger for the earbuds.

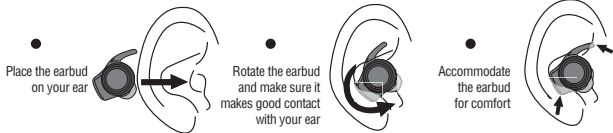
#### *Recharging the earbuds with the case*

1. Before using the earbuds, you must fully charge the battery of the earbuds.
2. Charging the earbuds takes between 1 and 2 Hr.
3. When the battery is charging, a red LED will stay on on the earbuds. When charging is complete it will turn off.

4. When the battery charge is very low, a notification will be heard every one minute indicating that the battery must be recharged. When this happens, proceed to recharge the battery following the instructions in the previous step.
5. If the earbuds has not been used for a long time and has been discharged for a long time, the indicator LED may take a few minutes to turn on.
6. If the earbuds is not used or if it is not recharged for a certain period of time, the headset will turn off.

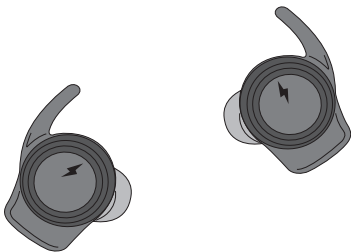


## Placement mode



## Bluetooth pairing

Open the case. Remove the earbuds. They will quickly pair with each other.



## Call

1. With the earbuds connected to your cell phone you will be able to answer calls from the earbuds .
2. The earbuds will play the ID of the incoming call. Press the multi-function button to answer, or press and hold to reject the call.
3. Press the multi-function button while on a call to end the call. Doing so will return the earbuds to the previous working state.
4. The call volume must be adjusted from the cell phone.

## Music Playback

1. Turn on the earbuds and pair them with your playing device.
2. When there is an incoming call, press the multi-function button to answer, or press and hold to reject the call.
3. Press the multi-function button twice to skip to the next track, or press it three times to go back to the previous track.

COMPATIBLE WITH: **Mp3, Android, iPhone, iPod, iPad y Bluetooth**

## Parameters

Bluetooth version: 5.0

Range Distance: 10 mtrs

Working Frequency (bluetooth): 2.402 Ghz - 2480 Ghz

Signal to Noise Ratio:> 75dB

Impedance: 16 Ohm

Input Voltage: DC5V

Charging Time: Less than 2 Hrs

Playback Time: Up to 4.5 Hrs

Profile Compatible: A2DP, AVRCP1.4, HFP

## CAUTION

- Do not use this product in the shower or in the rain.
- Keep away from WIFI Routers or other Bluetooth devices to avoid signal interference
- Use this product within the range of 10 mtrs and without obstacles in between (such as walls)
- In case of abnormal operation, disconnect the pairing, reset the earbuds and follow the steps for a new pairing again.



Made in PRC

## PACKAGING CONTENT

2 Earbuds  
Micro USB cable  
Charging case  
Cap spare parts \* 3  
User manual  
Warranty card