

10X
Industrial
Sweeper

PowerBoss®
The Power of Clean



- **Superior 84" Sweeping Path**
- **Cast Iron Kubota LPG, Gasoline or Diesel Engine**
- **Full High Dump 64" with 2,000 lb Rotating Hopper**
- **High Performance Industrial-Grade Dual Panel Dust Filtration**



PowerBoss®

The Power of Clean

10X Industrial Sweeper

Agricultural Grade E-Coated Steel


Weatherproof steel construction

Parker Hannifin Hoses & Eaton Hydraulic Pump

Severe environment, industrial-grade components

All Hydraulic and Cable Functions

No computer chip or microprocessor



Heavy Duty Filtration

Dual "no tools change" synthetic panel filters and aggressive twin shaker motors



Ergonomics System

Open cockpit with unobstructed view




Operator and Environmental Safety

Common industrial options to maximize utilization



Maintenance Benefits

Full engine access for easy serviceability



Kubota Powered

LPG, gasoline or turbo diesel

Highly Visible Safety Orange

OSHA approved color




Power Flex Suspension

Reduces operator fatigue and increases operator comfort

*Machine photos may show options that are not included on the standard machine

Safety and Additional Machine Benefits

- ▶ **Simple Operator Controls**
All hydraulic and cable connections
- ▶ **Mobile Dumpster**
Hand collect large debris while sweeping
- ▶ **Full View Debris Hopper**
Easily view when full or need to rotate
- ▶ **Easy Maintenance**
No tools change brush



Severe Environment Reliability

Performance in the harshest environments

See the 10X live



**Machine photos may show options that are not included on the standard machine*



10X Industrial Sweeper

The 10X offers the largest sweeping footprint of the PowerBoss Sweeper Product line. Rugged all-steel construction, a 2,000 lb/30ft hopper, and Kubota Tier IV engine ensure superior industrial reliability in the most severe environments.

84"

(width – with dual side brush)

72"

(width – with single side brush)

10X PRODUCTIVITY

Productivity 217800 sq ft per hour

SWEEPING SYSTEM

Cleaning Path: Single Side Brush/Dual	72 in/84 in
Main Sweeping Broom (length)	56 in
Side Broom Diameter	26 in
Hopper Size Capacity	30 Cu ft
Hopper Weight Capacity	2,000 lbs
Maximum Hopper Height	64 in
Hopper Material	Agricultural Steel
Filter Area	180 sq ft
Panel Filter Dust Filtration	1 Micron @99% Efficiency

MACHINE SPECIFICATIONS

Length	108.88 in
Width	68 in
Height to Steering Wheel	55.5 in
With OHG/Cab	81 in
Minimum Aisle Turn	115 in
Minimum Aisle Turn	110 in
Gradeability Full Hopper/Empty Hopper	14 Degree/10 Degree

ENGINE

KUBOTA 1605 LPG	55 HP @ 3600 RPM/48.3 HP @ 3,000 RPM
KUBOTA 1605 Gas	57 HP @ 3600 RPM/49.6 HP @ 3,000 RPM
Kubota Turbo Diesel D1803	49.6 HP / 2700 RPM
Gasoline, LPG, Capacity	1.59 gal/6.0L
Turbo Diesel Oil Capacity	1.88 gal/7.0L
Block and Head Material	Cast Iron

PowerBoss Kubota Engine Advantage

- Cast iron engine block and head = less thermal stress
- No timing belts, pulleys or tensioners = protection from dirt and debris
- Kubota engine was built for the industrial customer, non-automotive design
- More oil capacity = more lubrication
- World renowned reliability and performance
- PowerBoss industry leading engine warranty



10X MDC HEPA Sweeper – Optional HEPA/MERV 17 Package

- | | | | |
|---|------------------------|----------------------------------|-------------------------|
| ▶ 5 Stage Dust Control with HEPA Filter | ▶ 10X MDC HEPA Sweeper | ▶ MERV 17 HEPA 99.97% efficiency | ▶ Vacuumized side broom |
|---|------------------------|----------------------------------|-------------------------|



1.800.323.9420
10X@powerboss.com

PowerBoss World Headquarters
14N845 U.S. Route 20
Pingree Grove, IL 60140

PowerBoss[®]
The Power of Clean