

OSPW OVERVIEW

Shimano – OSPW







<p>OSPW RS for Shimano 9250/8150</p>  <p>ALPHA Team Edition</p> <p>●</p>	<p>OSPW RS for Shimano 9250/8150</p>  <p>Black Red Blue Gold ALPHA</p> <p>● ● ● ● ●</p>	<p>OSPW RS for Shimano 7150</p>  <p>ALPHA Team Edition</p> <p>●</p>	<p>OSPW RS for Shimano 7150</p>  <p>Black Red Blue Gold ALPHA</p> <p>● ● ● ● ●</p>
<p>OSPW Aero for Shimano 9250 and 8150</p>  <p>Black</p> <p>●</p>	<p>OSPW Aero for Shimano 9100 and 8000</p>  <p>Black</p> <p>●</p>	<p>OSPW for Shimano 9100/9150 and 8000 SS/8050 SS</p>  <p>Black Red Blue Gold 3D - Ti</p> <p>● ● ● ● ●</p>	<p>OSPW for Shimano 9000/6800</p>  <p>Black Red</p> <p>● ●</p>

Shimano – OSPW X





<p>OSPW X for Shimano XT/ XTR 1x12</p>  <p>Black Gold</p> <p>● ●</p>	<p>OSPW X For Shimano GRX820</p>  <p>Black Red Blue Gold</p> <p>● ● ● ●</p>	<p>OSPW X for Shimano GRX810/815 + RX800/805</p>  <p>Black Red Blue Gold</p> <p>● ● ● ●</p>
---	--	---

OSPW OVERVIEW



SRAM – OSPW

<p>OSPW RS for SRAM Red/Force AXS</p>  <p>ALPHA Team Edition</p> <p>●</p>	<p>OSPW RS for SRAM Red/Force AXS</p>  <p>Black Red Blue Gold ALPHA</p> <p>● ● ● ● ●</p>	<p>OSPW Aero for SRAM Red/Force AXS</p>  <p>Black</p> <p>●</p>	<p>OSPW for SRAM RIVAL AXS</p>  <p>Black Red Blue Gold 3D - Ti</p> <p>● ● ● ● ●</p>
<p>OSPW for SRAM Mechanical</p>  <p>Black Red</p> <p>● ●</p>	<p>OSPW for SRAM eTap</p>  <p>Black Red</p> <p>● ●</p>		

SRAM – OSPW X

<p>OSPW X for SRAM Red/Force/Rival AXS XPLR</p>  <p>Black Red Blue Gold 3D - Ti</p> <p>● ● ● ● ●</p>	<p>OSPW X SRAM Eagle Transmission</p>  <p>Black Silver</p> <p>● ●</p>	<p>OSPW X for SRAM Eagle AXS</p>  <p>Black Gold</p> <p>● ●</p>	<p>OSPW X for SRAM Eagle Mechanical</p>  <p>Black Gold</p> <p>● ●</p>
---	--	--	--

Campagnolo – OSPW

<p>OSPW for Campagnolo 12-speed EPS</p>  <p>Black Red Blue Gold 3D - Ti</p> <p>● ● ● ● ●</p>	<p>OSPW for Campagnolo 11-speed EPS & Mechanical</p>  <p>Black Red Blue Gold 3D - Ti</p> <p>● ● ● ● ●</p>
---	--

OSPW Compatibility

Brand	Model	Stock			OSPW		OSPW Spring Tension Settings
		Gears	Cassette range	Pulley size	Cassette range	Pulley size	
Shimano	Dura Ace 9250	12	34	11/11	34	13/19	4
	Ultegra 8150	12	34	11/11			
	105 7150	12	36	11/11	36	13/19	4
	Dura Ace 9100/9150	11	30	11/11	32	13/19	4
	Ultegra 8000/8050 SS	11	32	11/11			
	Dura Ace 9000/9070	11	28	11/11	28	17/17	3
	Ultegra 6800/6870 SS/GS	11	28	11/11			
	GRX820	12	36	11/13	36	13/19	4
	Ultegra RX800/RX805	11	32	11/11	36	13/19	4
	GRX810/GRX815	11	34	11/11			
	XTR 9100	12	51	13/13	51	14/18	2
	XT 8100	12	51	13/13			
	SLX 7100	12	51	13/13			
Campagnolo	Super Record 12spd EPS	12	32	12/12	34	13/19	3
	Super Record EPS	11	29	11/11	30	13/19	3
	Record EPS	11	29	11/11			
	Chorus EPS	11	29	11/11			
	Super Record	11	29	11/11	32		
	Record	11	32	11/11			
	Chorus	11	32	11/11			
	Potenza	11	32	11/11			

Notes:

- Adjustment of spring tension can allow for customization of user experience. Higher spring tension can focus on chain retention and crisp shift response. Lower spring tension will reduce chain drag and improve overall efficiency.
- The CeramicSpeed OSPW cage design has been tested for aerodynamic impacts in multiple wind tunnels.
- Shimano Ultegra R8000/R8050 GS, and all 10 and 11 speed 105 series derailleurs are not compatible with any CeramicSpeed OSPW system.
- Campagnolo 12spd Mechanical derailleurs are not compatible with any CeramicSpeed OSPW System.

Brand	Model	Gears	Stock		OSPW		OSPW Spring Tension Settings
			Cassette range	Pulley size	Cassette range	Pulley size	
SRAM	Red eTap AXS	12	33	12/12	36	15/19	2
	Red eTap AXS (wide range)	12	36	12/12			
	Force eTap AXS	12	33	12/12			
	Force eTap AXS (wide range)	12	36	12/12			
	Rival eTap AXS	12	36	12/12	36	15/19	2
	Red XPLR eTap AXS	12	44	12/12	44	13/19	2
	Force XPLR eTap AXS	12	44	12/12			
	Rival XPLR eTap AXS	12	44	12/12	44	13/19	1
	Red eTap	11	28	11/11	32	17/17	3
	Red eTap WiFli	11	32	11/11			
	Red eTap w/Clutch	11	32	12/12	32	15/19	2
	Red 22	11	28	11/11	32	17/17	3
	Red 22 WiFli	11	32	11/11			
	Force 22	11	28	11/11			
	Force 22 WiFli	11	32	11/11			
	Force 1 (w/Type 3 clutch)	11	42	12/12	42	14/18	2
	Rival 1 (w/Type 3 clutch)	11	42	12/12			
	Eagle Mech	12	52	12/14	52	14/18	3
	Eagle AXS	12	52	12/14	52	14/18	3
Eagle Transmission	12	52	14/16	52	14/20	-	

Notes:

- Adjustment of spring tension can allow for customization of user experience. Higher spring tension can focus on chain retention and crisp shift response. Lower spring tension will reduce chain drag and improve overall efficiency.
- The CeramicSpeed OSPW cage design has been tested for aerodynamic impacts in multiple wind tunnels.
- SRAM Rival 10 or 11 speed and all SRAM Apex derailleurs are not compatible with any CeramicSpeed OSPW system.