



BRACELET / WRIST MEASUREMENT INSTRUCTIONS

BRACELET SIZE GUIDE:
Measurements are based on the length of your wrist.

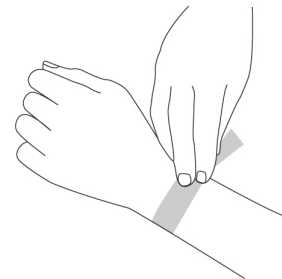
WRIST SIZE	BRACELET SIZE
14,5 cm and below	XS
14,5-16 cm	S
16-17,5 cm	M
17,5-19 cm	L
19 cm and above	XL

YOU WILL NEED

1. CLEAR TAPE
2. PEN
3. RULER

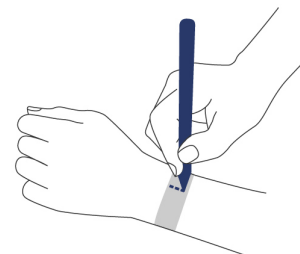
STEP 1: Tear off a piece of tape that is longer than the circumference of your wrist.

STEP 2: Place one end of the tape in the middle of your wrist. Be sure that it is at a position on your wrist where you would wear a bracelet.



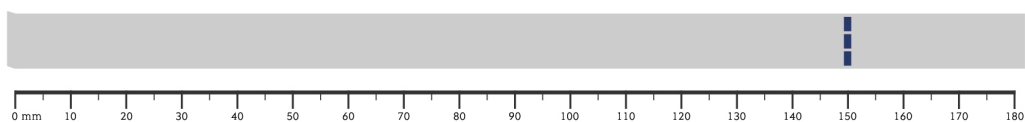
STEP 3: Wrap the piece of tape around your wrist so that it is snug, but not too tight.

STEP 4: Draw a line on the tape at the place where it begins to overlap.



STEP 5: Remove the tape and lay it on a flat surface.

STEP 6: Measure the length of tape from the end that was initially placed on your wrist to the line drawn with the pen. This is the length of your wrist!





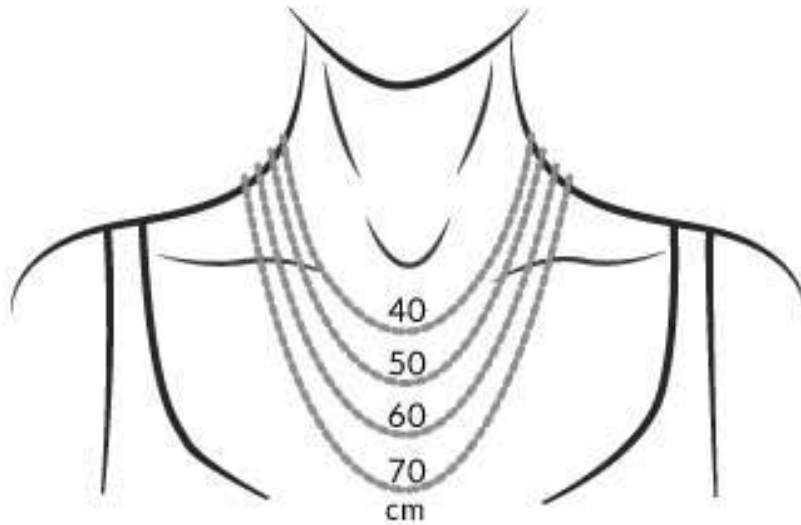
CAPRA OF THOR EARRING MIN SIZE GUIDE

SILVER/GOLD/OXID





NECKLACE SIZE GUIDE

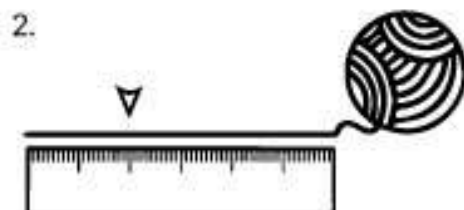


Please do measure your size you prefer carefully, preferably use another necklace and compare and measure it with a ruler or tape to figure out your choice.



RING SIZE GUIDE

XS	S	M	L	XL
16mm	18.25mm	20.5mm	22.75mm	25mm



Please do measure your size you prefer carefully, preferably use another ring and compare and measure it with a ruler or tape to figure out your choice.



ARCH HAMMER EARRING MIN SIZE GUIDE

SILVER





LYNX OF FREYA EARRING MIN SIZE GUIDE

SILVER/GOLD





TEAR OF FREYA EARRING MID SIZE GUIDE

SILVER/GOLD





TEAR OF FREYA EARRING MIN SIZE GUIDE

SILVER/GOLD

