



Product designation				MINIATURE RELAYS
Product type designation				HR502C
<b>Contact characteristics</b>				
Contact configuration				2 C/O
Rated insulation voltage $U_i$ IEC/EN	V			250
Rated impulse withstand voltage $U_{imp}$	kV			6
IEC Conventional free air thermal current $I_{th}$	A			8
Maximum instantaneous current	A			10
Rated current ( $I_n$ )	A			8
Relay control voltage	V			24VAC
Max contrrollable power in		AC-1	W	2000
		AC-15	VA	150
Rated operating power AC-1			VA	2000
Rated operating power AC-15	230 VAC	VA	150	
Rated operating current DC-1		30V	A	8
		110V	A	0.3
		220V	A	0.1
Minimum switching load		V / mA	5 / 100	
Contact impedance		m $\Omega$	100	
Contact material		Ag/Ni		
<b>Operating times</b>				
Closing		ms	<15	
Opening		ms	<15	
<b>Operations</b>				
Mechanical life		cycles	10000000	
Electrical life AC1		cycles	50000	
<b>Coil characteristics</b>				
Average coil consumption AC at 20°C		VA	1	
Average coil consumption DC at 20°C		W	0.4	
Operating range		Closing	% $U_n$	70...110
		Opening	% $U_n$	20...55
Maximum cycle frequency		cycles/h	3600	
<b>Mechanical features</b>				
Max socket terminal tightening torque		Nm	0.6	
Socket screw tightening tool (cross / flat blade)		PH1 / 4.5mm		
Conductor section	AWG/Kcmil	min	20	
		max	14	

IEC

min	mm <sup>2</sup>	0.5
max	mm <sup>2</sup>	2.5

Operating position

normal	Any
--------	-----

Fixing

On 35mm DIN rail and with screw

**Ambient conditions**

Temperature

Operating temperature

min	°C	-40
max	°C	+70

Storage temperature

min	°C	-40
max	°C	+85

**Other features**

Indication

Yes

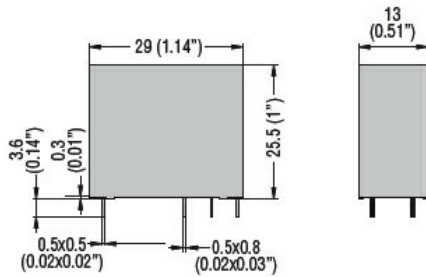
Mechanical contact position indicator

Yes

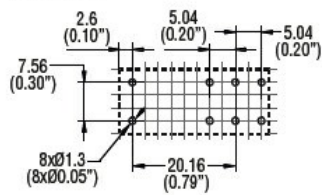
Mechanical test actuator

Yes

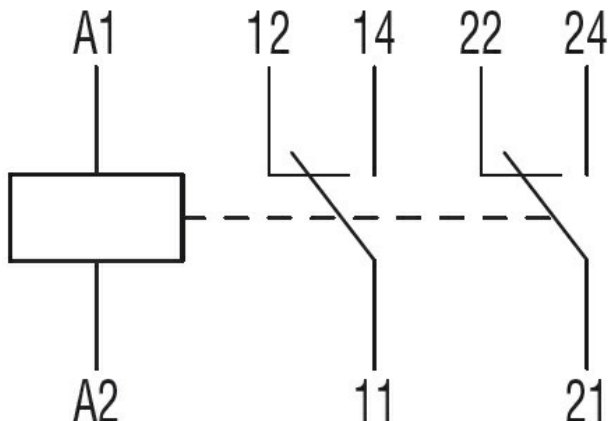
**Dimensions [mm (in)]**



PCB layout



**Wiring diagrams**



**Certifications and compliance**

Compliance

IEC/EN 61810

Certificates

CSA

cURus

EAC

VDE

ETIM classification

ETIM 8.0

EC001437 -  
Switching relay