



Catalog Number
Notes
Type

Contractor Select™

COMPACT PRO™

LED High Bay

The Compact Pro High Bay (CPHB) is a budget-oriented high bay designed specifically with the contractor in mind. Its compact design makes it easier and quicker to install. Compact Pro is built with quality to last and performance to meet the needs of the job, making it the best choice for affordable and reliable light-duty industrial applications like warehouses.

FEATURES:

- Compact design saves time and money during installation
- Innovative Glare Control lens meets new DLC 5.1 standards
- Robust 6kV surge protection standard per ANSI standards for Industrial environments
- Operates up to 55°C ambient
- Includes mounting hardware (V-hook & 36" hanger chain)
- 6ft cord included with UVOLT fixtures





Catalog Number	UPC	Description	Lumens	Input Watts	Color Temperature	Color Rendering	Voltage	Distribution	Pallet Qty.
CPHB ALO22 MVOLT SWW9 80CRI DWH	00197589305388	14" LED High Bay	12000/15000	81/102	4000K/5000K	80CRI	120-277V	Medium	144
CPHB ALO13 MVOLT SWW9 80CRI DWH	00196183428561	14" LED High Bay	12000/15000/18000	83/103/125	4000K/5000K	80CRI	120-277V	Medium	168
CPHB ALO16 MVOLT SWW9 80CRI DWH	00196183428578	22" LED High Bay	24000/27000/30000	159/181/198	4000K/5000K	80CRI	120-277V	Medium	112
CPHB ALO13 UVOLT SWW9 80CRI DWH †	00197590826087	14" LED High Bay	12000/15000/18000	83/103/125	4000K/5000K	80CRI	120-347V	Medium	144
CPHB ALO16 UVOLT SWW9 80CRI DWH †	00197590826100	22" LED High Bay	24000/27000/30000	159/181/198	4000K/5000K	80CRI	120-347V	Medium	96

Catalog Number	Description	Lumens	Input Watts	Color Temperature	Color Rendering	Voltage	Distribution	Pallet Qty.
CPHB ALO22 UVOLT SWW9 80CRI LSXR6 DWH	14" LED High Bay	12000/15000	85/106	4000K/5000K	80CRI	120-347V	Medium	54
CPHB ALO22 UVOLT SWW9 80CRI LSXR6 ANL DWH	14" LED High Bay	12000/15000	85/106	4000K/5000K	80CRI	120-347V	Medium	54
CPHB ALO22 UVOLT SWW9 80CRI LSXR6 ADC DWH	14" LED High Bay	12000/15000	85/106	4000K/5000K	80CRI	120-347V	Medium	54
CPHB ALO22 UVOLT SWW9 80CRI LSXR10 DWH	14" LED High Bay	12000/15000	85/106	4000K/5000K	80CRI	120-347V	Medium	54
CPHB ALO22 UVOLT SWW9 80CRI LSXR10 ANL DWH	14" LED High Bay	12000/15000	85/106	4000K/5000K	80CRI	120-347V	Medium	54
CPHB ALO22 UVOLT SWW9 80CRI LSXR10 ADC DWH	14" LED High Bay	12000/15000	85/106	4000K/5000K	80CRI	120-347V	Medium	54
CPHB ALO22 UVOLT SWW9 80CRI LSXR50 DWH	14" LED High Bay	12000/15000	85/106	4000K/5000K	80CRI	120-347V	Medium	54
CPHB ALO22 UVOLT SWW9 80CRI LSXR50 ANL DWH	14" LED High Bay	12000/15000	85/106	4000K/5000K	80CRI	120-347V	Medium	54
CPHB ALO22 UVOLT SWW9 80CRI LSXR50 ADC DWH	14" LED High Bay	12000/15000	85/106	4000K/5000K	80CRI	120-347V	Medium	54
CPHB ALO13 UVOLT SWW9 80CRI LSXR6 DWH	14" LED High Bay	12000/15000/18000	89/115/140	4000K/5000K	80CRI	120-347V	Medium	81
CPHB ALO13 UVOLT SWW9 80CRI LSXR6 ANL DWH	14" LED High Bay	12000/15000/18000	89/115/140	4000K/5000K	80CRI	120-347V	Medium	81
CPHB ALO13 UVOLT SWW9 80CRI LSXR6 ADC DWH	14" LED High Bay	12000/15000/18000	89/115/140	4000K/5000K	80CRI	120-347V	Medium	81
CPHB ALO13 UVOLT SWW9 80CRI LSXR10 DWH	14" LED High Bay	12000/15000/18000	89/115/140	4000K/5000K	80CRI	120-347V	Medium	81
CPHB ALO13 UVOLT SWW9 80CRI LSXR10 ANL DWH	14" LED High Bay	12000/15000/18000	89/115/140	4000K/5000K	80CRI	120-347V	Medium	81
CPHB ALO13 UVOLT SWW9 80CRI LSXR10 ADC DWH	14" LED High Bay	12000/15000/18000	89/115/140	4000K/5000K	80CRI	120-347V	Medium	81
CPHB ALO13 UVOLT SWW9 80CRI LSXR50 DWH	14" LED High Bay	12000/15000/18000	89/115/140	4000K/5000K	80CRI	120-347V	Medium	81
CPHB ALO13 UVOLT SWW9 80CRI LSXR50 ANL DWH	14" LED High Bay	12000/15000/18000	89/115/140	4000K/5000K	80CRI	120-347V	Medium	81
CPHB ALO13 UVOLT SWW9 80CRI LSXR50 ADC DWH	14" LED High Bay	12000/15000/18000	89/115/140	4000K/5000K	80CRI	120-347V	Medium	81
CPHB ALO16 UVOLT SWW9 80CRI LSXR6 DWH	22" LED High Bay	24000/27000/30000	177/205/222	4000K/5000K	80CRI	120-347V	Medium	81
CPHB ALO16 UVOLT SWW9 80CRI LSXR6 ANL DWH	22" LED High Bay	24000/27000/30000	177/205/222	4000K/5000K	80CRI	120-347V	Medium	81
CPHB ALO16 UVOLT SWW9 80CRI LSXR6 ADC DWH	22" LED High Bay	24000/27000/30000	177/205/222	4000K/5000K	80CRI	120-347V	Medium	81
CPHB ALO16 UVOLT SWW9 80CRI LSXR10 DWH	22" LED High Bay	24000/27000/30000	177/205/222	4000K/5000K	80CRI	120-347V	Medium	81
CPHB ALO16 UVOLT SWW9 80CRI LSXR10 ANL DWH	22" LED High Bay	24000/27000/30000	177/205/222	4000K/5000K	80CRI	120-347V	Medium	81
CPHB ALO16 UVOLT SWW9 80CRI LSXR10 ADC DWH	22" LED High Bay	24000/27000/30000	177/205/222	4000K/5000K	80CRI	120-347V	Medium	81
CPHB ALO16 UVOLT SWW9 80CRI LSXR50 DWH	22" LED High Bay	24000/27000/30000	177/205/222	4000K/5000K	80CRI	120-347V	Medium	81
CPHB ALO16 UVOLT SWW9 80CRI LSXR50 ANL DWH	22" LED High Bay	24000/27000/30000	177/205/222	4000K/5000K	80CRI	120-347V	Medium	81
CPHB ALO16 UVOLT SWW9 80CRI LSXR50 ADC DWH	22" LED High Bay	24000/27000/30000	177/205/222	4000K/5000K	80CRI	120-347V	Medium	81

More configurations are available. [Click here](#) or visit www.acuitybrands.com and search for CPHB.



Accessories: Order as separate catalog number.			
Mounting:		Wire guards:	
IBAC120 M100	Aircraft cable 10' with hook (one pair)	WGCPHBSM	Wire guard for CPHB (9LM - 18LM)
IBAC240 M75	Aircraft cable 20' with hook (one pair)	WGCPHBMD	Wire guard for CPHB (24LM - 30LM)
IBHMP	Hook monopoint		
CPHBPMPSM	Pendant Monopoint splice box with 3/4" hub (for 9LM - 18LM) ‡		
CPHBMPMPMD	Pendant Monopoint splice box with 3/4" hub (for 24LM - 30LM) ‡		
ZACVH	Aircraft 10' V hanger (one pair)		
IBZACVH M100	Aircraft 10' V hanger (one pair)		
THUN J2	Surface mount bracket ‡		

‡ Option Value Ordering Restrictions	
Option value	Restriction
CPHB AL013 UVOLT, CPHB AL016 UVOLT	Available to ship to Canada only.
CPHBPMPSM/MD	Pendant monopoint splice boxes will require wiring from access plate to splice box KO if power is being dropped through pendant conduit. Fixture does not have a KO in center to pull power out of driver channel through splice box
THUN J2	Order quantity required in multiples of 2. 12LM - 18LM requires one per fixture, 24LM - 30LM require two per fixture.



ZACVH
(mounts in holes on fixture channel)



IBZACVH M100
(mounts in holes on endcap tabs)



Specifications

INTENDED USE:

Ideal one-for-one replacement of conventional lighting systems such as HID and fluorescent. For use in light Industrial applications such as warehousing and other large indoor spaces with mounting heights ranging from 10' - permitted. **Certain airborne contaminants can diminish integrity of acrylic and/or polycarbonate.**

[Click here for Acrylic-Polycarbonate Compatibility table for suitable uses.](#)

Certain airborne contaminants, including condensation, may adversely affect the functioning of LEDs and other electronic components, depending on various factors such as concentrations of the contaminants, ventilation, and temperature at the end-user location. [Click here for a list of substances that may not be suitable for interaction with LEDs and other electronic components.](#)

CONSTRUCTION:

Extruded aluminum channels enable superior thermal performance.

Glare Control Lens diffuses light source and reduces glare while protecting LEDs.

Lens meets DLC 5.1 standards for UGR (Unified Glare Rating)

Available in two sizes with optional switchable lumens (12000/15000/18000 or 24000/27000/30000) and color temperatures (4000K/5000K).

ELECTRICAL:

70% lumen maintenance at > 100,000 hours.

Thermally protected driver standard with 0-10V dimming.

Luminaire surge protection level: designed to withstand up to 6kV/3kA per ANSI C82.77-5-2015.

Multi-volt driver, 120-277V standard. UVOLT driver, 12-347V with switchable versions.

6ft cord included with UVOLT fixtures.

INSTALLATION:

Fixture package includes V-hanger hardware kit with 2-V-hanger brackets and 2-36" chain lengths.

Fixture is suitable for mounting by chain, cable, surface-mount bracket, or hook monopoint.

Surface mounting available using optional THUN surface mount bracket (order separately).

Designed for use in ambient temperatures ranging from -40°C to 55°C when suspended 18" off ceiling. Max operating temperature of 45°C when surface mounted.

Note: Temperature cycling, or variations can potentially produce condensation; please consult factory.

LISTINGS:

CSA listed. Damp location listed.

DesignLights Consortium® (DLC) Premium qualified product. Not all versions of this product may be DLC Premium qualified. Please check the DLC Qualified Products List at www.designlights.org/QPL to confirm which versions are qualified.

UVOLT Fixtures not NOM Certified.

WARRANTY:

5-year limited warranty. This is the only warranty provided and no other statements in this specification sheet create any warranty of any kind. All other express and implied warranties are disclaimed. Complete warranty terms located at: www.acuitybrands.com/support/warranty/terms-and-conditions

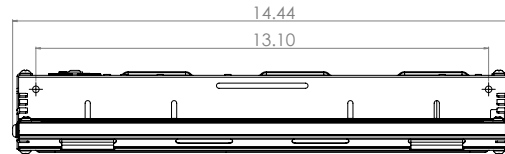
Note: Actual performance may differ as a result of end-user environment and application.

All values are design or typical values, measured under laboratory conditions at 25 °C.

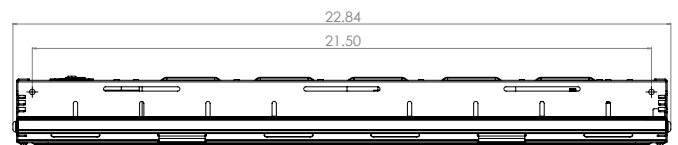
Specifications subject to change without notice.

Dimensions

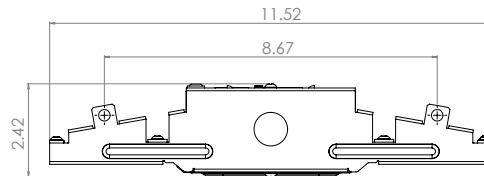
All dimensions are inches (centimeters) unless otherwise indicated.



Side View: CPHB 12LM, 15LM, 18LM, AL013, AL022



Side View: CPHB 24LM, 30LM, AL016



End View: CPHB 12LM, 15LM, 18LM, 24LM, 30LM, AL013, AL016

Lumen package	Length	Width	Depth	Weight
	Dimensions shown in inches (centimeters)			Shown in pounds (kg)
12000LM	14.4 (36.6)	11.5 (29.2)	2.3 (5.8)	5 (2.2)
15000LM	14.4 (36.6)	11.5 (29.2)	2.3 (5.8)	5 (2.2)
18000LM	14.4 (36.6)	11.5 (29.2)	2.3 (5.8)	6.5 (2.9)
24000LM	22.8 (57.9)	11.5 (29.2)	2.3 (5.8)	8 (3.6)
30000LM	22.8 (57.9)	11.5 (29.2)	2.3 (5.8)	8 (3.6)
AL022	14.4 (36.6)	11.5 (29.2)	2.3 (5.8)	6.6 (3.0)
AL013	14.4 (36.6)	11.5 (29.2)	2.3 (5.8)	6.6 (3.0)
AL016	22.8 (57.9)	11.5 (29.2)	2.3 (5.8)	8.1 (3.7)