

Model CA-CX

It's as easy as 1,2,3

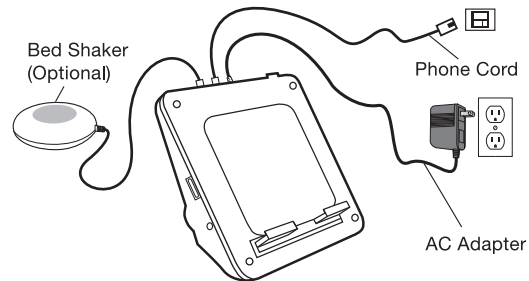
Quick Start Guide

CentralAlert™ Cell Phone Ringer/Flasher

The CA-CX is an accessory for the CentralAlert™ Model CA-360 Wireless Notification System or Model CA-RX Remote Receiver. Please consult your Operating Guide for instructions on how to pair the CA-CX to the CA-360 or the CA-RX.

Connection:

1. Connect the CA-CX as shown.

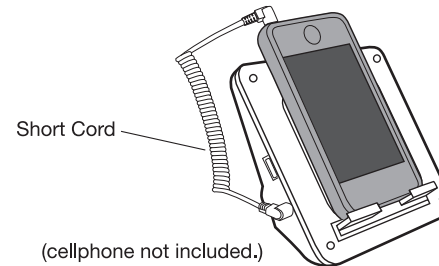


Cell Phone Call Alert:

1. Set cell phone ring to "Vibrate" (with or without ringtone) and place it on the CA-CX.
2. When your cell phone rings, lift cell phone to answer and press **RESET** on CA-CX to reset.
3. If you did not answer, the flasher light will blink slowly to indicate that you have missed a call.

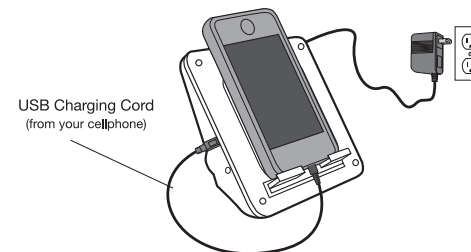
SMS Message Alert:

1. Set cell phone to ringtone (with or without vibrate) and place it on the CA-CX. Connect the short cord as shown.
2. When SMS is received, lift cell phone to review. Press **RESET** on the CA-CX to reset.
3. If you did not answer, the flasher light will blink slowly to indicate that you have missed a call.



Charging Your Cell Phone:

1. Connect your cell phone charging cable as shown.



Landline Call Alert:

1. When your landline phone rings, lift handset to answer.

Need Help? Call Toll-free Help Line:
866-376-9271 (9AM - 5PM PST, M-F)