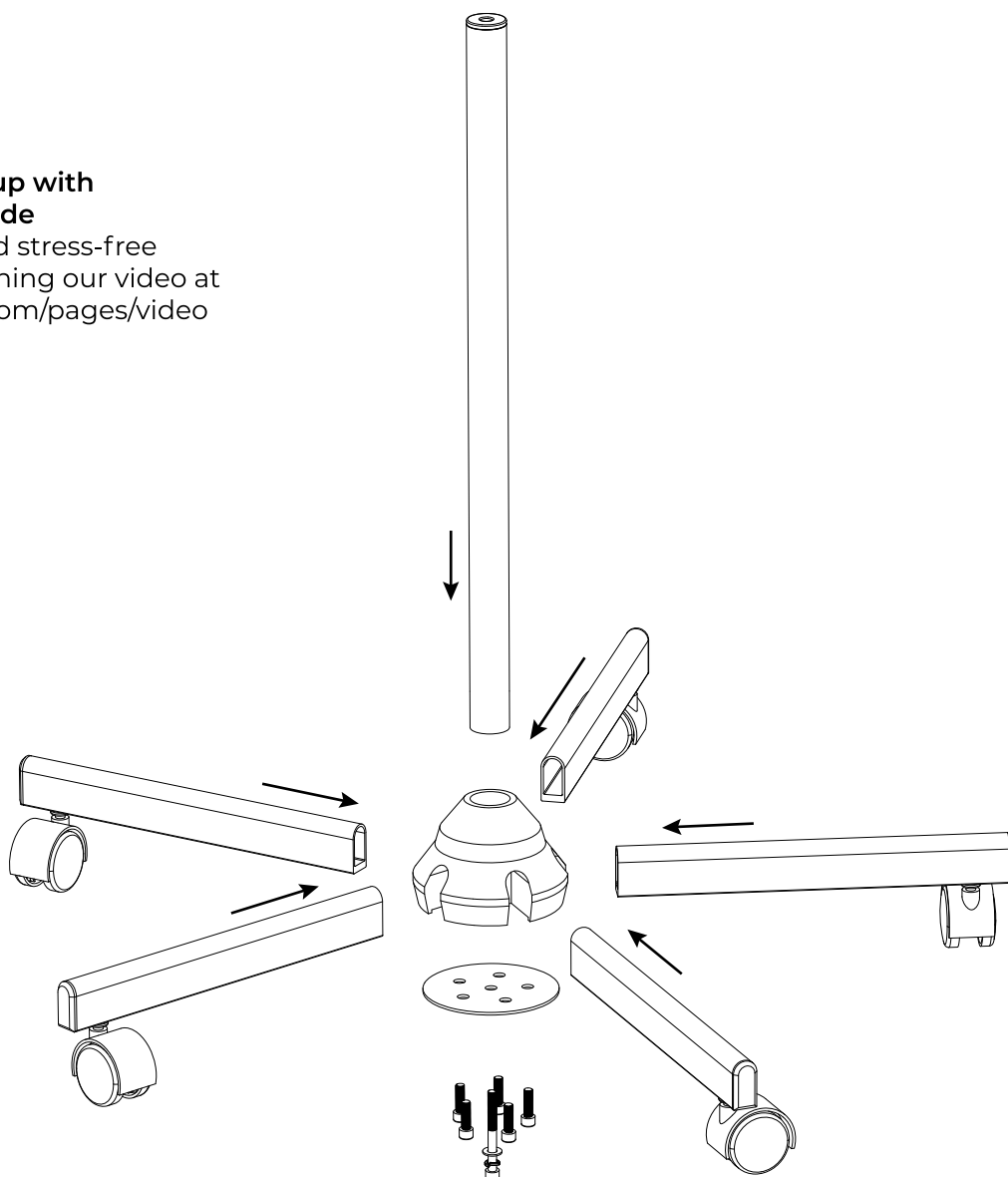




Seamless Setup with Our Video Guide

Craft a fast and stress-free
setup by watching our video at
www.4blanc.com/pages/video



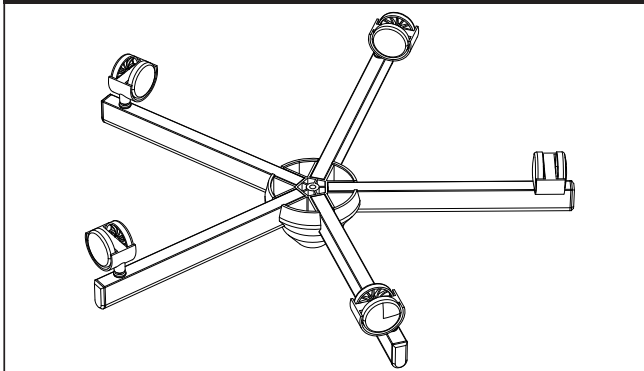
ALIZÉ

ROLLING FLOOR STAND INSTRUCTIONS

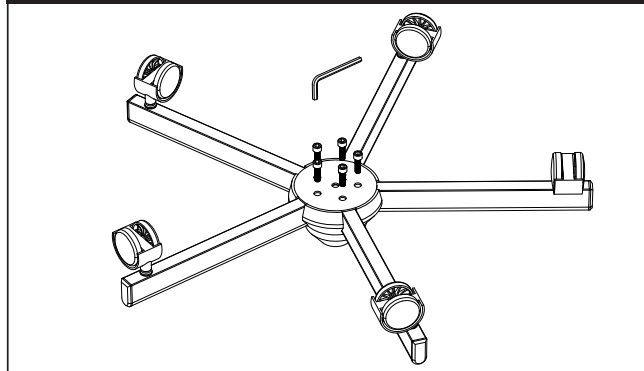
CONTENT OF THE BOX

- Leg with wheel 5 pieces
- Plastic Base for mounting the central support and legs 1 piece
- Metal base for fixing the central support and legs 1 piece
- Leg mounting bolt 5 pieces
- Bolt for fastening the central metal support 1 piece
- Central metal support segment 1 piece
- Hex key for assembly 1 piece

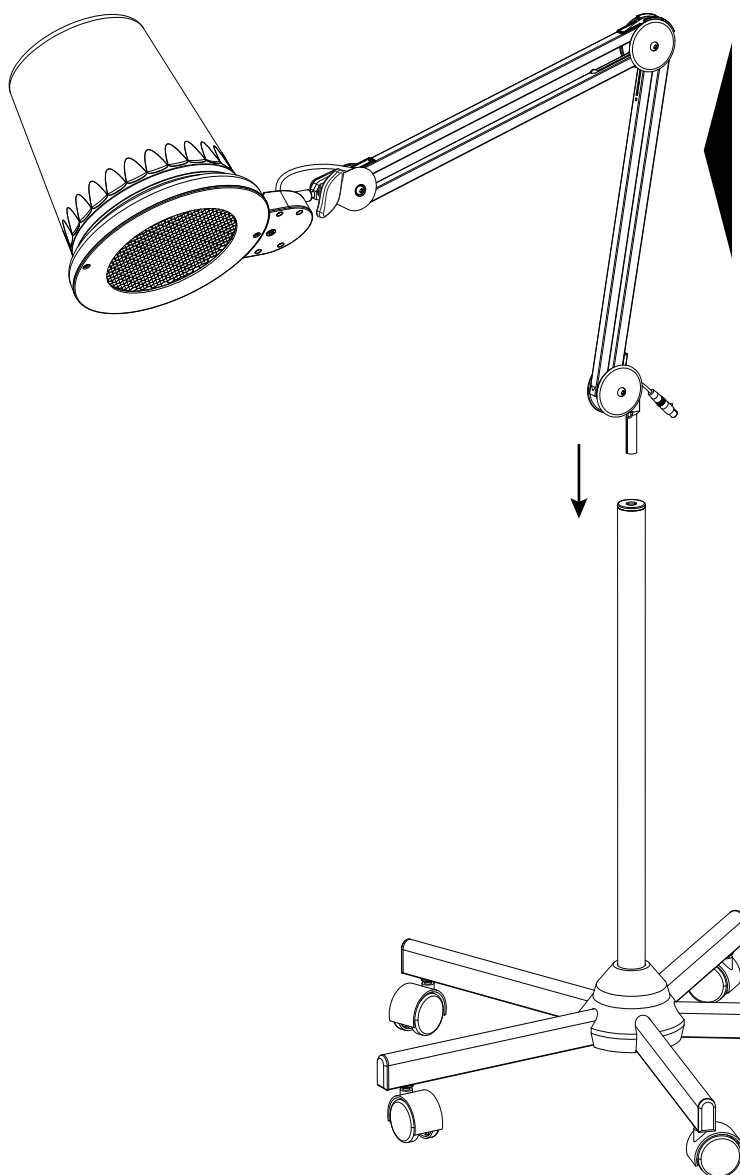
Step 1 & 2.



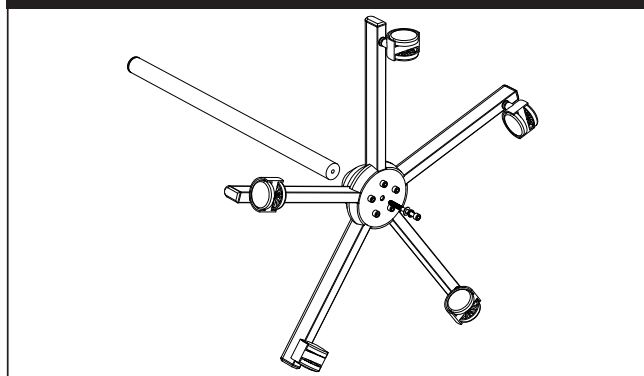
Step 3.



Step 5 & 6.



Step 4.



The **4BLANC® ALIZÈ™** Rolling Floor Stand is designed for **ALIZÈ™** Machine installation and compatible with **4BLANC® ALIZÈ™** Dust Collector Only! Specially created and designed for mobile movement around the office.

ASSEMBLY INSTRUCTIONS

1. Flip the central connector upside down.
2. Position the wheeled legs with the wheels facing upwards.
3. Place the round plate over the connector and securely fasten the bolts using the included hex key.
4. Carefully tilt the assembled base onto its side to connect the central pole, using the longest bolt and washer for stability.
5. Double-check all connections to ensure everything is properly aligned and tightly secured.
6. Place the **ALIZÈ™** Machine on top of the assembled stand.

SAFETY WARNINGS

WARNING! Seek assistance when mounting or dismounting the **ALIZÈ™** Dust Collector from the rolling stand. Both components are heavy and require careful handling to ensure safety.

CAUTION! Always disconnect the **ALIZÈ™** Dust Collector or any connected device from the power supply before mounting or dismounting it on/of the rolling stand.

The load on the floor stand must not exceed 6 kg. If the **ALIZÈ™** Machine is mounted, do not place extra accessories on top to avoid exceeding the load capacity.

SPECIFICATIONS

Gross Weight - 6.25 kg

Material - metal, plastic

Maximum operational height - 700 mm

4BLANC® SERVICE

Your **4BLANC®** device is under warranty from the date of purchase according to the terms and conditions stated in this user manual. If you have any questions, please contact info@4blanc.com

To check your device warranty conditions, please go to www.4blanc.com. Scroll down and click on Warranty.

If any questions or service's required please provide the customer support with the purchase date, location and your order number.

IMPORTANT SAFETY INSTRUCTIONS

READ ALL INSTRUCTIONS AND WARNINGS IN THIS MANUAL BEFORE USING YOUR 4BLANC® SUPPORT ACCESSORY

- Store the unit in a heated area. Do not use or store the unit at temperatures below 3°C (37.4°F).
- Allow the unit to warm up to room temperature before use.

CLEANING AND MAINTENANCE

- Do not service or repair the unit unless specifically instructed in the User's Guide or recommended by **4BLANC®**.

WARRANTY

- If your stand is under warranty, we will repair it for you free of charge.
- The warranty begins upon receipt of the **4BLANC®** product. If it is impossible to determine the date of receipt, the warranty period is determined starting from the date of shipment of the goods to the buyer.
- When presenting the product for repair, do not forget to present the purchase receipt.

WHAT DOES THE WARRANTY COVER

- Product replacement in case of a manufacturing defect or in case of failure of the product to operate during the warranty period. The decision to replace the product is made by the official **4BLANC®** service center. If by the time of repair/replacement individual spare parts are not manufactured, **4BLANC®** will replace the defective parts with functional ones.

WHAT IS NOT COVERED BY THE WARRANTY

- Repair, replacement of units and components subject to natural wear and tear during operation, including: rollers and wheels, as well as all associated elements.
- Damage to the product caused by careless handling during storage or operation in violation of the operating instructions: cracks, scratches, chips, burrs, deformation - ruptures and stretching of components, traces of chemical and thermal exposure.
- Contacting a service center if facts of interference with the design of the product by persons other than those recommended by **4BLANC®** are detected.
- Malfunctions of the product due to joint use of the product with devices that are not original **4BLANC®** accessories.
- Use of this product outdoors.
- Other malfunctions caused by circumstances that cannot be influenced by **4BLANC®**.

DISPOSAL INFORMATION

4BLANC® products are made of materials suitable for recycling. Wherever possible, recycle the device. This product should not be disposed of with other household waste.

To prevent possible harm to the environment or human health from uncontrolled waste disposal, recycle waste responsibly to ensure the sustainable reuse of material resources.