Wiggles Bulletin Board Printables

Wiggles is quite popular at the beginning of the school year, so I thought it would be fun to do some bulletin boards using him, and decided to share the files with all of you!

Instructions are pretty simple:

1) Print the attached files on any color printer. The files should be closely scaled to fit a standard, printable US Letter sized paper, with about 3/16' overlapping on the overlapping sides. If you scale him larger or smaller, just print all the pages at the same size.

2) I cut my pieces out first, but you can certainly paste the pieces together first and cut later. Either way works just fine.

3) Next, tape the pieces together, being careful to align the overlapping imagery together.

4) He's ready to mount!

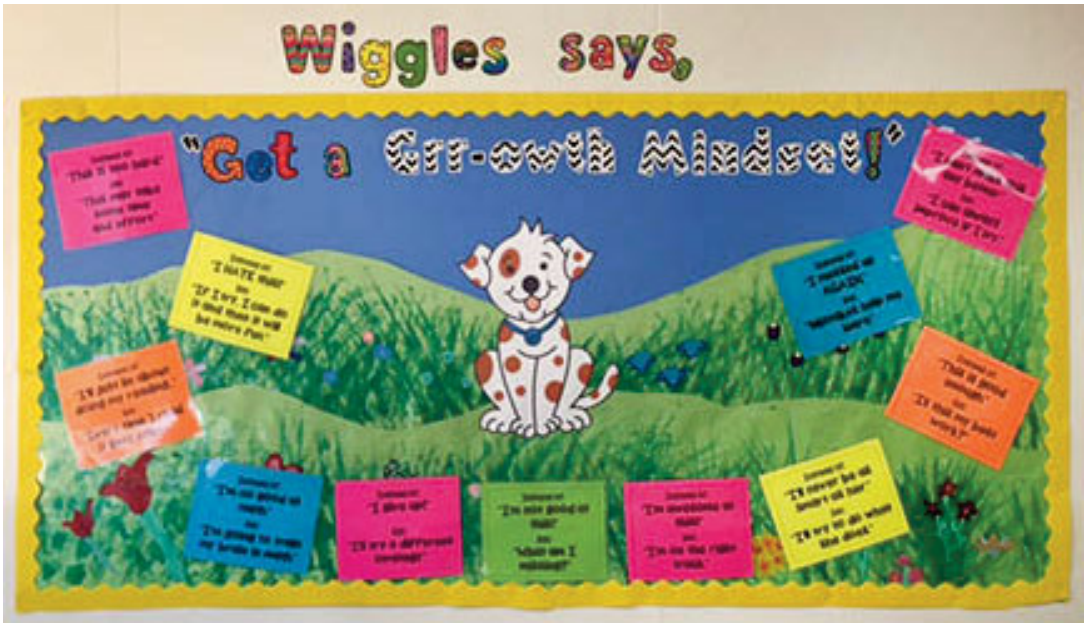

© 2016 Heidi Butkus www.heidisongs.com







Wiggles