

Wide Mouthed Frog Memory or Wide Mouthed Frog Sight Word Game

Note: The sight words included here are from Sing and Spell Volume Four: Fun Song for More Sight Words. However, there are some blank cards at the end of the game, just in case you would prefer to include the words of your choice.

Preparation for the Memory Game: duplicate two sets of the word cards, but no fly card.

To play the Memory Game:

Mix up the cards and place them face down on a table. Have the children take turns flipping over two cards and reading the words. If the words match, then he or she gets another turn. If not, then the turn passes to the next person.


Preparation for the Sight Word Game: duplicate one set of the word cards and one fly card.


To play the Sight Word Game:

Mix up the cards and place them face UP on the table, keeping the fly card separate. Have the children cover their eyes while you hide the fly card under one of the frog word cards. The children must all chant, "Froggy, froggy! My, oh, my! Froggy, froggy, where's that fly?" Then a child attempts to read a word on one of the frog cards. After identifying a word, then he or she may lift up that word to see if the fly is underneath it. If it is, then that child is a winner and gets a piece of cereal or the treat of your choice. If not, play continues until the fly is found.


You may want to consider reducing the amount of cards that they have to choose from if the number seems a bit overwhelming.

Have fun!







all




am




as




be




by




came




dear




did




friend




from




good




had




his




if




love




made




nice




now




out




over




put




some




then




very




will



your



I



a

