

The Valentine Robot CVC Game

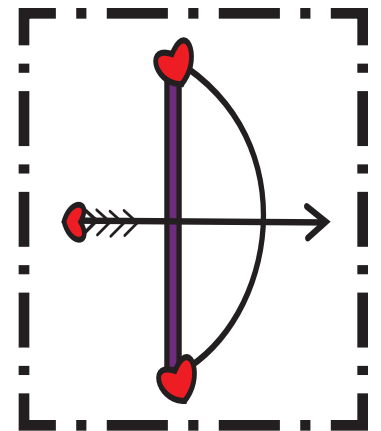

To Prepare: Duplicate and cut apart the cards with the Valentine Robots and the bow and arrow. Mix up the cards.

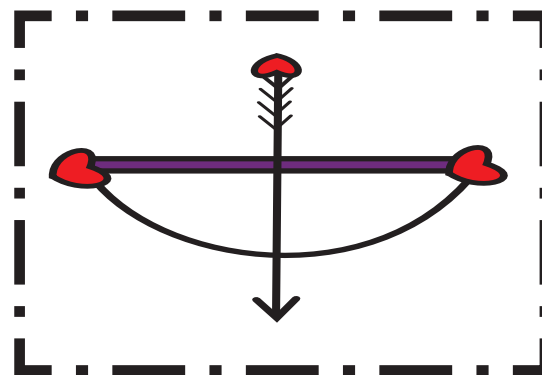
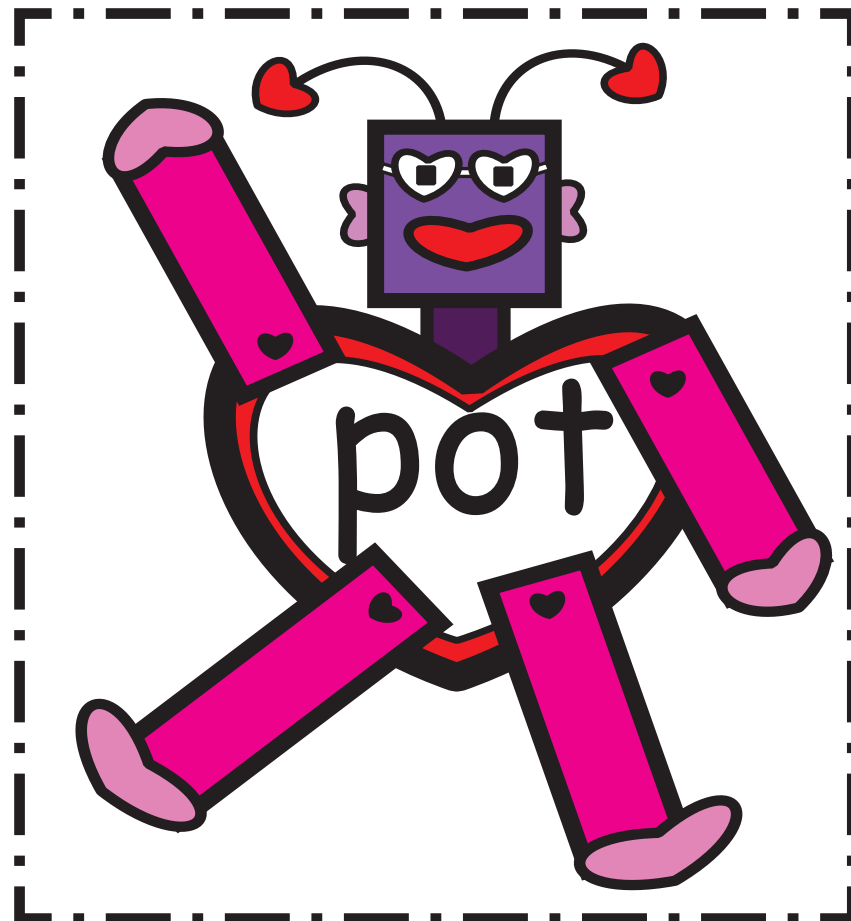

To Play: Have your students make a circle, all sitting on the floor. Once seated, scatter all of the cards on the floor. Have the children hide their eyes while you hide the picture of the bow underneath one of the cards. Ask them to lift their heads up when you are done hiding it.



Then have the children chant, "Valentine Robot, grab your bow! Valentine Robot, where did it go?" Choose one child to tell you the word that he or she thinks the bow is hidden under. Once he or she says the word, that person may lift up that card. If it is hidden under there, then that child is the winner of that round. If not, then another child gets a turn to guess. Play continues in this fashion until it is found. If you wish, you may let the child that finds the bow be the next one to hide him. However, be aware that this likely means that every



single child in the class will want a chance to hide the card, so in a whole group situation, this may not be advisable because the game would be too long. Have fun! I actually like this game better as a small group game. This time, I am going to try to put the cards on a pocket chart that I can move around, and turn the pocket chart around so that children cannot see it while I am hiding the bow, because "peeking" is rampant, and this makes the game no fun for those who are playing by the rules!



Variation: Play memory with the cards by matching one word family card to another. Example: "hat" matches "mat" because they are both in the "-at family." You will not need the bow for this game, unless you want to hide it somewhere as a special "bonus" card, meaning the child gets an extra turn, or something like that!





































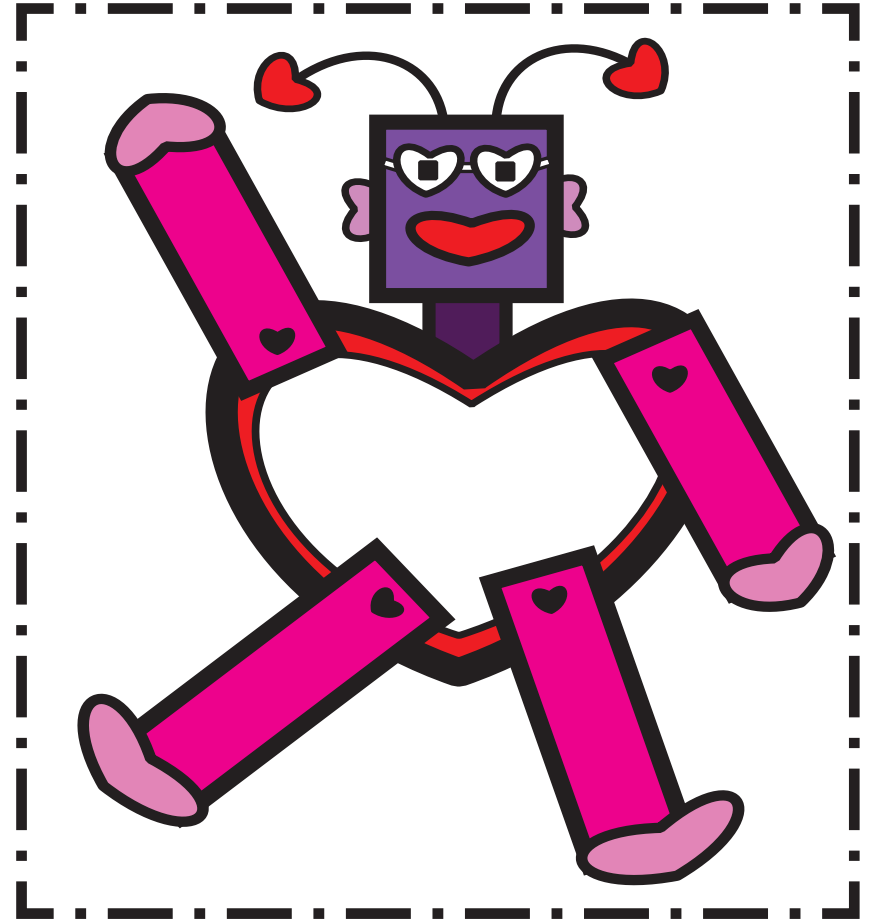




















Did you enjoy this freebie? Check out Heidi's website for the best in early childhood educational products!



HeidiSongs has CD's & DVD's for preschool, pre-K, Kindergarten, first grade, and second graders that need review! Plus we have lots of workbooks and other great supporting materials as well for active learning.

HeidiSongs CVC Books, Volumes One and Two, are the perfect way to give kids even more practice sounding out CVC words!

Large and small CVC flashcards for practice at home and at school, plus worksheets for independent practice!

