

General Instructions

1. The worksheets can be used in any order. They do not build one upon another in difficulty. However, it is assumed that children that are learning the sh, ch, and th digraphs are probably just learning to read, so the worksheets in this first volume are a little easier than the one's you'll find in Sound Fun Phonics Spelling Patterns & Phonics Rules • Volume 2.
2. Always introduce the new words and pictures with the flash cards before asking the children to complete a worksheet. Children benefit from sounding out the new words together and matching them to their pictures on a pocket chart, for example. They can also sort their words by word family on a pocket chart, etc.
3. There is a set of very small flash cards that are small enough to send home with your students for extra practice in reading, matching, and sorting with a minimal amount of photocopying. You may wish to include this as part of your weekly homework.
4. A set of blank worksheets and flash cards have been included so that you can make additional materials for your students using the same format. Feel free to add new words and pictures from your existing materials and use them as you see fit. If there are words and pictures that you need, feel free to contact us by phone or email to see if we have an existing picture. We will be keeping a list of pictures and words needed and will make periodic updates.
5. You probably will find that you have too many worksheets to use them all. Heidi selects the one or two that her students seem to need to practice the most, and uses those. She usually sends the flash cards home for homework, along with one or two of the worksheets.
6. If you find errors or omissions, etc., please let us know. We can fix them and email you a corrected document. In addition, if there is a sentence or item that your students find confusing, let us know, and we will do our best to fix that as well. Your help in this area is greatly appreciated!

Enjoy!
Heidi Butkus

Sounds Fun Phonics - Word List

Unit 1

Sh-

shark
sheep
shop
shut
she
shoe
ship
shot
shell

Unit 2

Th-

the
that
they
this
thumb
three
there
think
thorn

Unit 3

Ch-

chin
chomp
chop
chug
chain
cheer
chief
check
chick

Unit 4

-unk

skunk
bunk
dunk
junk
sunk
shrunk
stunk
trunk
chipmunk

Unit 5

-ink

link
pink
sink
wink
blink
drink
stink
ink
think

Unit 6

-ing

king
ring
sing
wing
ding
spring
sting
swing
string

Unit 7 - 8

-ay

-ai

bay
day
may
ray
say
way
gray
play
tray
snail
sail
nail
pail
tail
paint
braid
rain
train

Unit 9 - 10

-ee

-ea

bee
deer
feet
see
tree
queen
green
sheep
tweet
beak
read
peach
flea
squeak
mean
beast
eat
treat

Unit 11

-oa

road
toad
foal
roar
boat
coat
goat
goal
soap

Unit 12

Bossy E

whale
white
snake
five
kite
cone
cube
June
name

Unit 13

Vowel
Walk

blue
glue
fruit
suit
die
pie
tie
clue
cried

Unit 14

oo

(as in boot)

moo food pool broom goose
zoo roof school spoon

Unit 2

Th Sound
(Th- Family Words)

Worksheets & Flashcards

Look at the picture. Circle the correct word. Write the word on the line.

Name: _____

the the

the

the

the

that

the




that

the




hey

they



thorn

ton



hum

thumb



tee

three



there

here




think

tin



his

this

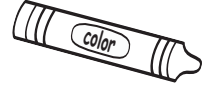


Trace and write
the sound spelling.

Name: _____

th th th

Read the words. Color the boxes that have words with the sound spelling.




the	tan	that	hat	they
horn	thorn	his	this	hey
thumb	three	tee	there	here

Read the sentences, and write the correct words in the spaces.




_____ ship is _____!


The there

A cartoon ship captain wearing a uniform and a cap, holding a telescope to his eye. A speech bubble next to him says "Over there!".

Do _____ see _____?

three you

Three solid black triangles arranged in a triangular pattern (one on top, two below it), followed by a large, bold number '3'.



Trace and write
the sound spelling.

Name: _____

th th th

Box, color, or highlight the sound spelling in each word.
Then draw a picture of the word in the box.




the	that	they
this	thorn	thumb
three	there	think

Read the sentences. Write the word on the line. Use the word bank below.

Name: _____


that thumb thorn think this



I _____ I can!




_____ dog is bad.



It has a _____ .



_____ dog is fat!



Here is my _____ .

Read each sentence, and draw a picture to show what it means.


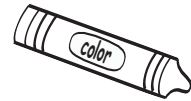
Name: _____



This is what
they like.

Here are
three pigs.

Write a sentence using a word with the "th" spelling pattern.
Then draw a picture to show what your sentence means.



the the

the

the

the


the




that



they




this




thumb




three



there



think



thorn

Th- Family Flashcards

Cut the cards apart and practice matching the word to the picture.

