



QR Codes

"Scan and Record" Activity

Color Words & Basic Sight Words, Set One



Created by Heidi Butkus

This set includes 24 flash cards that each have a QR code and a number on them, and a recording sheet with 24 spaces. When scanned with a QR code reader, each code will lead to a jpg image of a sight word in large print against a colored background. **Words included in this set are:** 1. red, 2. orange, 3. yellow, 4. green, 5. blue, 6. purple, 7. brown, 8. black, 9. white, 10. gray, 11. pink, 12. the, 13. and, 14. can, 15. for, 16. go, 17. have, 18. I, 19. is, 20. like, 21. my, 22. play, 23. see, 24. to. (This list corresponds to the numbers on the flash cards.)

When we did this activity in my kindergarten classroom, the children scanned the codes with a free downloadable QR code scanner app, using either an iPod or an iPad. Once they scanned the code and found the word, their task was to read the word and copy it onto the recording sheet next to the corresponding number. Therefore, if the child picked up a card with the number five on it, he scanned the code and read the word "as," and then wrote that word on line number five on the recording sheet. I saved their recording sheets and flash cards for them to go back to as a recurring center. This was a great, easy NO PREP, motivational, center! The children were expected to continue with it until they had filled in all of the spaces on the sheet. For my fastest independent kindergartners, it took about two to three 15-20 minute "sittings" for them to complete just one recording chart for 24 words. When finished, kids can take it home and show their parents the note at the top that explains what we have been doing in class and how they can scan a QR code with a home device!


Scan this code below, and you'll see this picture of the word "have" to the right.




Name: _____

I can scan QR codes!

Hey Mom and Dad! Download a free QR code scanner on your smart phone or tablet and let your child show you how to scan these codes! Here are some to try: ATT Code Scanner, QRifier QR Code Scanner, and Scan by QR Code City.





Heidi Songs Education! YouTube Channel!

1. _____	13. _____
2. _____	14. _____
3. _____	15. _____
4. _____	16. _____
5. _____	17. _____
6. _____	18. _____
7. _____	19. _____
8. _____	20. _____
9. _____	21. _____
10. _____	22. _____
11. _____	23. _____
12. _____	24. _____

© 2013 Heidi Butkus & HeidiSongs.com

QR Code Recording Sheet

Name: _____

I can scan QR codes!



Hey Mom and Dad! Download a free QR code scanner on your smart phone or tablet and let your child show you how to scan these codes! Here are some to try: ATT Code Scanner, Qrafter QR Code Scanner, and Scan by QR Code City.



HeidiSongs
Educational
YouTube Channel

1. _____

13. _____

2. _____

14. _____

3. _____

15. _____

4. _____

16. _____

5. _____

17. _____

6. _____

18. _____

7. _____

19. _____

8. _____

20. _____

9. _____

21. _____

10. _____

22. _____


11. _____

23. _____

12. _____

24. _____


1



2



3



4




5



6




7




8




9



10




11



12



13



14



15



16



17



18




19




20




21



22



23



24

