


Instructions for Opposites Flashcards

The Opposite Book Flash Cards set may be used in any way you choose, but here are a few recommendations. They were originally intended for for practice in matching up the pairs of opposites, but may also be used for practice in reading the words and matching them to the pictures, or even for matching the rhyming words and pictures! This versatile set has 26 pairs of opposites that include 13 pairs of rhyming words within it. You may wish to give them half of the flash cards to work with at a time, because giving them all 26 pairs is likely to be quite overwhelming to many children!



Suggestions for use:

1. Pre-readers can simply match the pictures of the opposites, telling their teachers or parents the names of the pictures.



2. Children that are learning to read can match both the opposites and the words, so that they are getting practice in both skills at once!



3. Teachers, homeschooling parents, and "super-moms" or "super-dads" may wish to make a game out of matching up the opposites flash cards by making pockets for them out of colored paper plates as shown below. These are made with 7 inch diameter paper plates. The plate in front is cut to be four inches long, and then the desired flash card is stapled to it. Then the cut plate is stapled to the other plate. Children can place ei-

ther the matching words or simply the matching pictures inside the plate-pocket that is formed.







black




white




black
and white



buy



sell



buy
and sell