

Instructions for "My Monster Book"

This is a guided drawing book lift the flap book that was intended to be completed near or around Halloween time, but could really be done any time of year!

To prepare the book:

1. Duplicate one copy of the book for each child. I used card stock for the entire book so that it would a little more sturdy when the children open and shut the flaps.

2. Duplicate the curtains on the last page, (page 7,) on a different color of cardstock than the rest of the book.

3. For the flaps, cut out construction paper or cardstock paper ahead of time in the correct sizes:

Door: 6" x 4.5" (brown, 1 each.)

Closet: 3.5" x 6" (any color, 2 each. I used blue.)

Bed: 7" x 3" (any color, 1 each. You could use felt instead if you prefer!)

Window curtains: 7.5" x 5.25" (any color, 1 each. You could use felt or fabric if you prefer!)

OPTIONAL: Second layer of window curtains: 9" x 7" of tissue paper (any color, contrast with color of curtains.)


Book binding: 3" x 8.5" (any contrasting color, 1 each.)

4. For window curtains, if you wish to put on the **optional tissue paper curtains**, then first duplicate the master for the curtains on the cardstock. Then glue the tissue paper behind it. Laminate the two pieces of paper together and then trim the tissue down to match the size of the cardstock curtains. You will probably have to staple the laminated curtains to the book rather than glue them on, because laminated paper doesn't adhere well with glue. See my blog for pictures to describe this process.

5. Caution: **Most young children will need someone to pre-fold and glue down the flaps for them ahead of time!** Otherwise, they may glue the flaps completely down and won't be able to open them up!


You may wish to modify the book for your children so that they could draw other things besides monsters behind the flaps. Use your imagination, and have fun!

Heidi




My
Monster Book

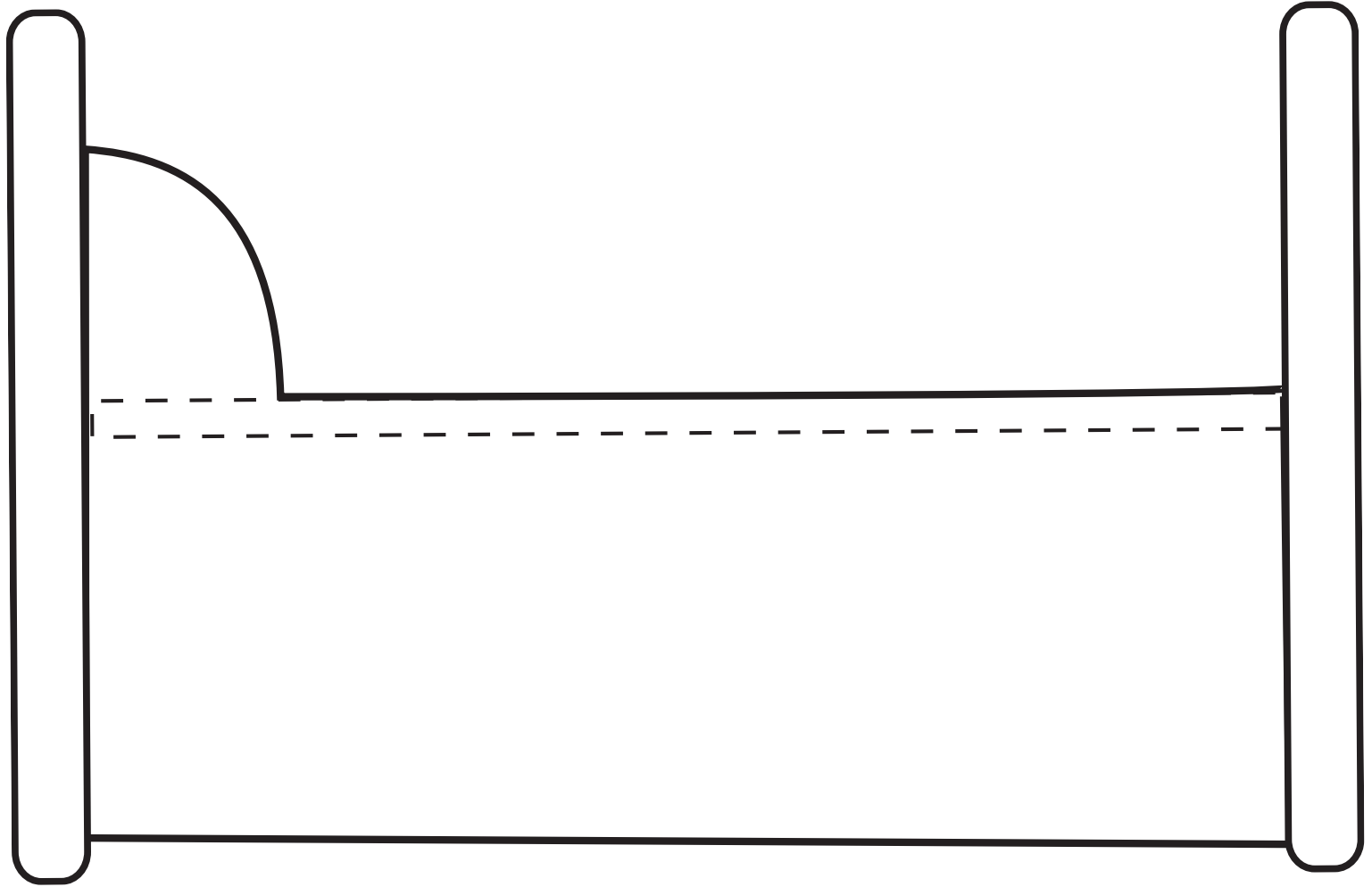
Illustrated by:



There's a monster behind the door. Boo!



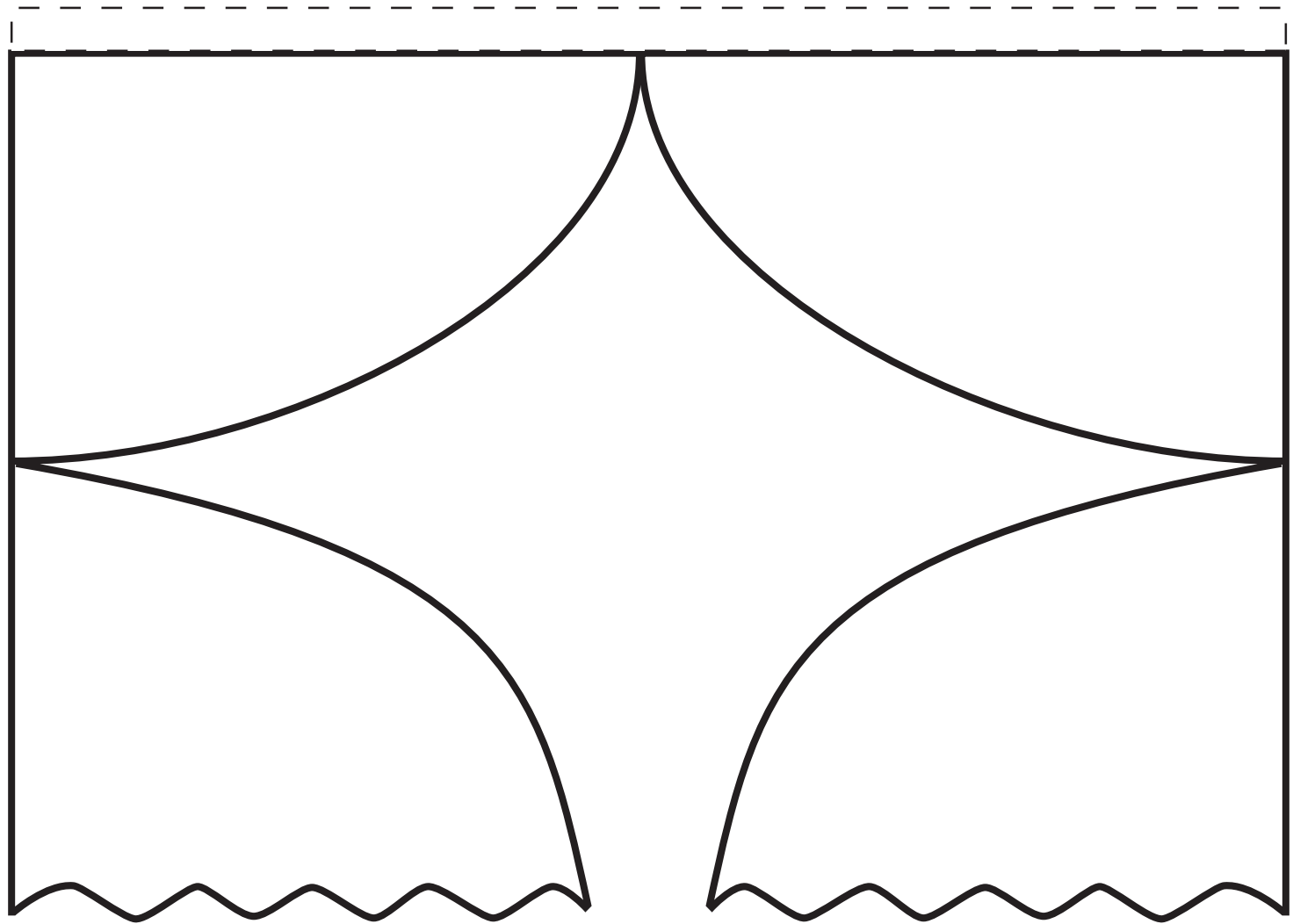
There's a monster in the closet. Boo!



There's a monster under my bed. Boo!



There's a monster in the window. Boo!



(Duplicate curtains on colored paper for page four of book.)