


HeidiSongs I Spy Easy Reader Books, Vol. 2

By Heidi Butkus



The HeidiSongs CVC I Spy easy reader books are a fun way for children to practice reading three letter words and sight words within the context of a short "search and find" story! These little print and fold booklets are great for helping children focus on comprehension skills at a very basic level, because they must read the words and then find the pictures that match each one. So rather than reading a single word and finding the matching picture, children must read a sentence or two, try to understand it, and then think about what they have read. Then they must not only circle (and color, if you choose!) the corresponding pictures, but also *ignore* the pictures of the words that were **not** mentioned in the story. This takes a little bit of thinking, and some self-control, as well! The last page has a space for children to write some of the CVC words from that word family and draw some pictures. Teachers and parents may choose to give some children the first page of each book only, depending on their needs and their attention span. Either way is just fine; adults should follow the lead of the children's attention spans. Preparation instructions are on the following page.

Ten word family books are included in the purchased set that corresponds to our HeidiSongs CVC Book, Vol. 2. That's one book for each of the following word families (or groups of families): (This free sample only contains the Od Family Book.)

The Ap Family
The Ag Family
The Ad Family

The Id Family
The Im Family


The Od Family
The Og Family
The Ed & Em Family

The Um & Ud Family
The Ub & Up Family


How to Prep a HeidiSongs Foldable Easy Reader

1. Copy the pages of the Foldable Easy Reader front to back.

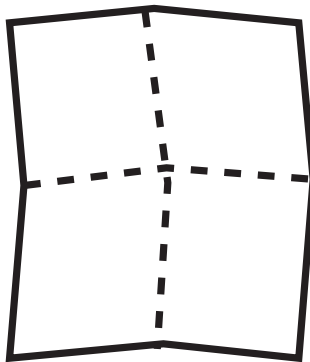
2. Fold in half horizontally.




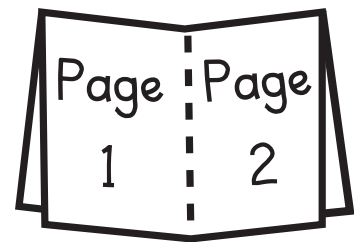
3. Fold in half again as shown.



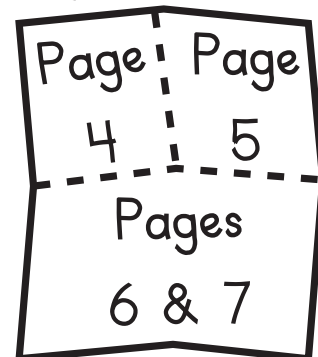
4. Unfold and turn over to read the last page!



Finished Book:



Turn over





Name: _____

Od Family

I Spy
the Od Family

I have a cod and
you have sod.³




You like to nod. I like
to nod! Nod if you
like the hot rods!¹


© 2014 Heidi Butkus • www.heidisongs.com



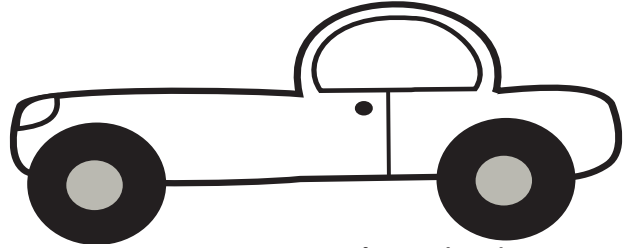
I have 2 green and
2 yellow pods.²



Here is a rod.
It can not go.



Here is an orange hot
rod. It can go!













Here is a black hot
rod. It can go, too! 5

© 2014 Heidi Butkus • www.heidisongs.com

I can write some -od family words and
make a picture.

Did you enjoy this freebie? Check out HeidiSongs.com for the best in early childhood educational products!



HeidiSongs has CD's & DVD's for preschool, pre-K, Kindergarten, first grade, and second graders that need review! Plus we have lots of workbooks and other great supporting materials as well for active learning.