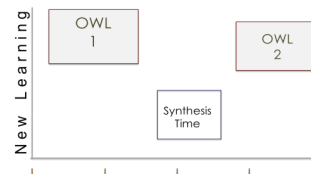


Bonita USD
LESSON PLAN FOR
Deconstructed Standards





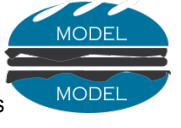

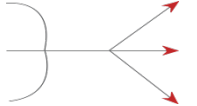



www.heidisongs.com

Deconstructed Standard: Writing

1.1: Use letters and phonetically spelled words to write about experiences, stories, people, objects, or events.

© 2011 Heidi Butkus (text of lesson plan only)

Grade:K _____		This lesson is (check one) ___ Declarative (something to know) x ___ Procedural (something to do)
Lesson Component		Teacher Action
PREPARE Pre OWL 1	Preview ⑧ Access prior knowledge/provide relevance 	This will help you when you want to write a letter or a note to a friend or your mom or day, or when it is time to do your homework, or when you want to write your own storybook, or for any writing at all that you want to do!
	Learning Objective ① 	Today we are going to learn to write words the way they sound.
	Review ⑦ Review necessary sub-skills for <u>this</u> lesson 	To write words the way they sound, you have to know the letters and sounds. To review the letters and sounds, let's sing the "Alphabet Action" song!
TEACH (Provide input) OWL 1	Explain the Big Idea ③ Typically the noun in the objective 	Writing words the way they sound is saying the words out loud and writing down the sounds that you hear.
	Explain Expert Thinking ④ Model Sandwich / Graphic  Organizers	Steps: Model: man Step 1. Say the word. Step 2. Stretch out it. Step 3. Write the first sound. Step 4. Stretch out it. Step 5. Write the middle sound. Step 6. Stretch out it. Step 7. Write the ending sound. Model: cat
IN-LINE SYNTHESIS	Guided Practice / Gradual Release ⑤ 	Write these words: Rat, nap, pan, fat, sit, big, lap.
END OF LINE SYNTHESIS OWL 2	Closure ⑥ 	1. What's the learning objective? (Ask: "What are we learning today?" Answer: To write words like they sound. 2. Explain the big idea. (Ask: "What's the big idea?" Answer: "Writing words like they sound is saying the word out loud and then writing the sounds that you hear." 3. What are the steps? (Ask: "What are the steps?" Answer: (Repeat the steps above.)
	Independent Practice ② Matches Learning Objective 	Have the children try to write a sentence using sight words that they know how to spell and some new words that they do now already know how to spell. They should use the steps above to help themselves spell the words.
A sample question that can determine student learning in this lesson:		Write this word: map.