

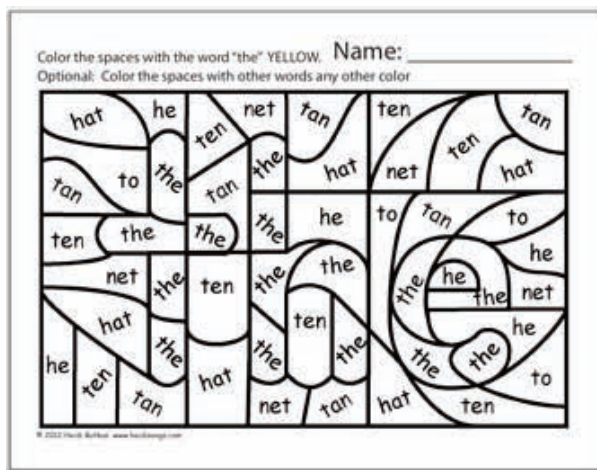


Hidden Sight Word Coloring Worksheets

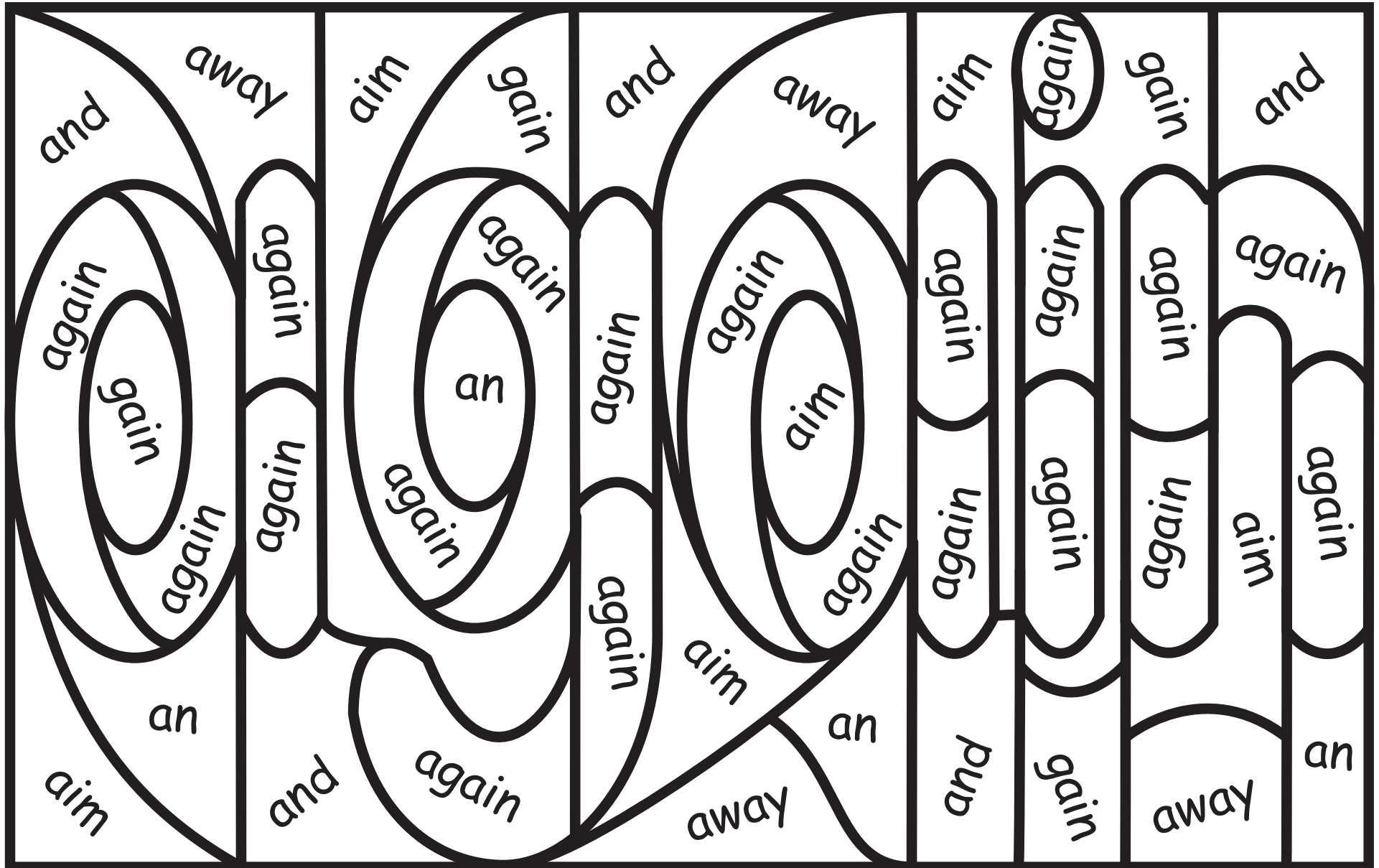
These fun worksheets are a hit with Heidi's students! Children use their visual discrimination and reading skills to find the target sight word and color in the section that it is in. When finished correctly, the word itself is shown! The children LOVE this, and enjoy proudly showing off their finished papers. Kids have the option of coloring in the rest of the words or not at the teacher's discretion, allowing teachers to let this activity last a longer or shorter time as needed for classroom management purposes. These worksheets also make a great resource for homework or independent class time, since they are practically self checking.

To use these worksheets, first introduce the sight word. Have the children spell the word aloud. I always introduce new words using the sight word spelling songs, of course! Once the children are comfortable with the new word, then show them how this word differs from other words in spelling. Tell them to look at each word on the page, pay attention to the letters, and color only the spaces that contain the target word on the page with the designated color. As an optional activity, let them color the rest of the words any other color. Usually, my faster workers and the ones that enjoy coloring more like to color in the rest of the spaces in a rainbow of colors, while the little ones that do not enjoy these types of fine motor skills choose not to. Feel free to designate the instructions as you see fit to suit your own classroom management needs.



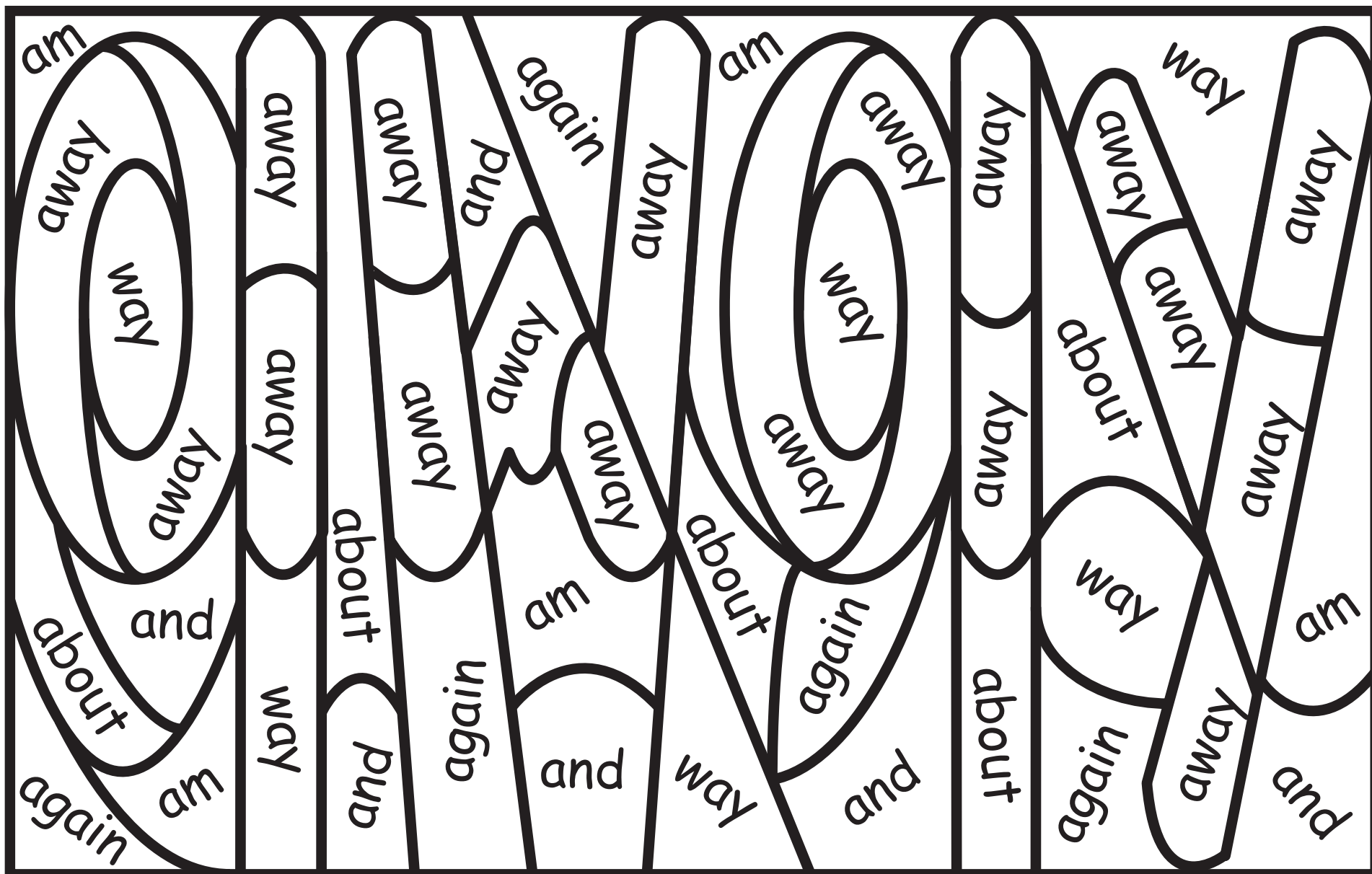
Color the spaces with the word "again" RED. Name: _____

Optional: Color the spaces with other words any other color.



Color the spaces with the word "away" ORANGE. Name: _____

Optional: Color the spaces with other words any other color.



Color the spaces with the word "come" YELLOW.

Name: _____

Optional: Color the spaces with other words any other color.

