

HEIDISONGS™

Sing-Along Songs that Teach!

Sing and Spell
Number Words and More
Sight Words
Volume 5

Lyrics & Handmotions

P.O. Box 603, La Verne, CA 91750

Phone: (909) 331-2090 Fax: (909) 592-2110


www.heidisongs.com • ©2009 Heidi Butkus

Zero the Hero


(By Heidi Butkus; Verse)

Make a zero up over your head.

Make a circle!




Then at the end of phrase, pretend to fly like a superhero left and right.





That Zero might sound like nothing to you,

Make one muscle on the word, "brave," and another on the word, "true!" Then at the end of phrase, pretend to fly like a superhero left and right.

Show One Muscle!



Show Both Muscles!



But he's our hero, brave and true!


Pretend to fly like a superhero left and right, looking for those numbers.



Looking for the numbers with the zero at the end,

Point to lots of people!

Point all over the place, pretending to count lots of things.



Counting them all over and beginning again!



Zero the Hero

(By Heidi Butkus; Chorus)

Punch the air on each letter of the word, and then show one muscle on "zero" and another on "hero."




Show One Muscle! Show Both Muscles!




Z-E-R-O! Zero the Hero!

Punch the air on each letter of the word, and then show one muscle on "zero" and another on "hero."



Show One Muscle! Show Both Muscles!





Z-E-R-O! Zero the Hero!

Punch the air on each letter of the word, and then show one muscle on "zero" and another on "hero."




Show One Muscle! Show Both Muscles!





Z-E-R-O! Zero the Hero!

Punch the air on each letter of the word, and then show one muscle on "zero" and another on "hero."



Show One Muscle! Show Both Muscles!



Z-E-R-O! Zero the Hero!


(Repeat one more time from the beginning.)

Pretend to fly away at the very end!

One


(Sounds like "One Finger, One Thumb")

Hold up one hand, and then touch your finger to your thumb in time to the music.



One finger, one thumb, keep moving!


Hold up both hands, and then touch your fingers to your thumbs in time to the music.



O-N-E, keep moving!

Do the same as before, but add in a bouncing foot.


Touch Both Fingers and Thumbs Together, and Bounce One Foot!



O-N-E, keep moving!

Keep going, but add in the last bouncing foot!

Touch Both Fingers and Thumbs Together, and Bounce Both Feet!




And we'll all spell number one!


The Two Song

(Sounds like "We Did It Before")

Point to yourself.




Show Two Fingers!



I write number two,

Hold Up Two Fingers
And Hop Like a Bunny
To The Left!


Hold up two fingers
and hop like a bunny
to the left.



Just T-W-O,

Hold Up Two Fingers
And Hop Like a Bunny
To The Right!


Hold up two fingers
and hop like a bunny
to the right.



Just T-W-O,

Hold Up Two Fingers
And Hop Like a Bunny
To The Left!

Hold up two fingers
and hop like a bunny
to the left.





Just T-W-O!

(Repeat one more time)

Three



(Sounds like "Do Your Ears Hang Low?")

Put up three fingers one at a time. Then wave hands back and forth with those three fingers up as shown.





T-H-R-E-E! Can you spell the number three?

Jump three times, then slap your legs close to your knees when the music says to.




Can you jump, two, three? Can you slap your knee?

Put up three fingers one at a time. Then wave hands back and forth with those three fingers up as shown.



T-H-R-E-E! Can you spell the number three?

Put up three fingers one at a time.




T-H-R-E-E!

(Repeat once more very fast!)


Four

(By Heidi Butkus)

Hold your fingers up one at a time as you spell the word, "Four." Then do the twist as you wait for the next line to start!




Twist down and up!




F-O-U-R, that spells number four!

Hold your fingers up one at a time as you spell the word, "Four." Then do the twist as you wait for the next line to start!




Twist down and up!




F-O-U-R, that spells number four!

Show four fingers on one hand, and then four fingers on the other hand.

Show Four Fingers!



Show Four Fingers!




Number four! Number four!

Pretend to mop the floor.



Get the mop and shine the floor!

Hold your fingers up one at a time as you spell the word, "Four." Then do the twist until the end of the song.



Twist down and up!



F-O-U-R, that spells number four!

Five

(Sounds like "Sur La Pont")

**Push Forward Right-Left-Right
With Five Fingers!**


Push forward
right-left-right
with five fingers
in time to the
music.



Number five! Number five!

**Swing Arms Overhead
Left-Right-Left, Then Right-Left-Right!**

Swing arms over-
head left-right-left,
and then right-left-
right in time to the
music.



F-I-V-E, F-I-V-E!

**Push Forward Right-Left-Right
With Five Fingers!**



Push forward
right-left-right
with five fingers
in time to the
music.



Number five! Number five!

**Swing Arms Overhead
Left-Right-Left!**

Swing arms over-
head left-right-left.
Then count by hold-
ing up your fingers
on at a time.



**Count With Your Fingers
Up to Number Five!**


F-I-V-E, number five! One, two, three, four, five!

Six

(By Heidi Butkus)

Punch Left, Then Right!

Punch left and right in time to the music.





S-I-X is number six!

Kick twice on the words, "kicks, kicks. Then punch right and left on the words, "number six." Jump and punch on "Go six!"



Punch Left, Then Right!




He kicks, kicks, at number six. Go, six!

(Repeat from the beginning.)


Punch Left, Then Right!

Turn to the left and punch left, then right. Then do the same thing facing to the right.



S-I-X! Number six! S-I-X! Number six!

Jump and punch the air, and then fall to the ground as the song ends.




GO SIX!!!!

Seven

(Sounds like "The Song That Never Ends")

While holding up seven fingers, wave hands and turn around, stopping each time you finish spelling the word.


Wave Hands and Turn Around!



Seven is S-E-V-E-N! Seven is S-E-V-E-N!


Count with your fingers up to number seven.

Count With Your Fingers Up to Number Seven!




Keep counting: one, two, three, four, five, six, seven,

Hold out your hand as shown no the word, "stop." Then pretend to conduct a band as you keep on counting it forever.




Stop!




Then you stop! And then you keep on counting it

Let yourself hang down from the waist like a rag doll on the word, "drop." Then the whole thing starts over again!



Drop Down!

Wave Hands and Turn Around!




While holding up seven fingers, wave hands and turn around, stopping each time you finish spelling the word.

Forever 'til you drop! Seven is S-E-V-E-N....

Eight

(Sounds like "The Eency Weency Spider")


Make your hands crawl up like a spider as in the Eency Weency Spider song.




The eight legs on the spider went E-I-G-H-T!

Make rain fall!

Make the rain fall, wiggling your fingers as your hands come down as shown. Then brush away the spider back and forth in time to the music.




Brush Something Away




Down came the rain and E-I-G-H-T!

Make a circle!

Make a circle overhead for the sun. Then pat the air down in time to the music as shown.

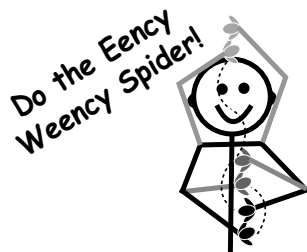


Pat the Air Down!



Out came the sun and E-I-G-H-T!

Make your hands crawl up like a spider as in the Eency Weency Spider song.



The eight legs on the spider went E-I-G-H-T!

One, two, three, four, five, six, seven, eight!

Count by showing the given number of fingers as you say the numbers up to eight.

Nine

(Sounds like "Engine, Engine, Number Nine")

Chug like a train!

Chug like a train to the right.



Engine, engine, number nine!

Chug like a train!

Chug like a train to the left.



N-I-N-E, number nine!

Chug like a train!

Chug like a train to the right.



N-I-N-E, number nine!

Chug like a train!

Roll Your Hands!

Chug like a train to the left. Then roll your hands as you "wind up" for the next verse.



Engine, engine, number nine!

Repeat again, getting faster as you go along.


Ten

(Sounds like "Roll Over")

Show ten fingers.
Then, when you spell
the word, spin around
as you say each letter
as shown.




Show Ten Fingers And Spin Around!



There were ten in the bed and the little one said,
"T-E-N! T-E-N!"

Put your hands
around your mouth
as you sing this
part.



So they all spelled ten 'til their mom found out!


Show ten fingers.
Then, when you spell
the word, spin around
as you say each letter
as shown.



There were ten in the bed and the little one said,

Show ten fingers.
Then, when you spell
the word, spin around
as you say each letter
as shown.

Show Ten Fingers And Spin Around!




"T-E-N! T-E-N! T-E-N! T-E-N! T-E-N!"

About

(Sounds like "There's a Hole in the Bottom of the Sea")

Spin around and around
while you sing.


Spin around!




Spin about, A-B-O-U-T! Spin about, A-B-O-U-T!

Keep spinning and
stop when the
music tells you to.

Spin around!




Stop!




Spin about! Spin about! Spin about, A-B-O-U-T! And stop!

Stomp around in time
to the music. Some
children may enjoy
jumping and coming
down in a stomp!

Stomp!




Stomp!




Stomp about, A-B-O-U-T! Stomp about, A-B-O-U-T!

Keep stomping, and
then stop when the
music tells you to.


Stomp!



Stomp!



Stop!



Stomp about! Stomp about! Stomp about, A-B-O-U-T!
And stop!

Around

(Sounds like "Shoo Fly, Don't Bother Me"; First Verse)

Do a little hip hop dance
around, or hop and turn
around in time to the
music.



Hip hop around with me! A-R-O-U-N-D!

Do a little hip hop dance
around, or hop and turn
around in time to the
music.



A-R-O-U-N-D! Come hop around just like me!

Dance around any way
you want.



Around! Around! I'm dancing all around!

Keep dancing!



Around! Around! I'm dancing all around!

Freeze when the music
says to freeze!

Now freeze!

Around

(Sounds like "Shoo Fly, Don't Bother Me"; Second Verse)

Shake It!

Shake your hands and
dance around in time to
the music.



Shake it around with me! A-R-O-U-N-D!

Shake It!


Shake your hands and
dance around in time to
the music.



A-R-O-U-N-D! Come shake around just like me!

Dance! 🎵

Dance around any way
you want.



Around! Around! I'm dancing all around!

Dance! 🎵

Keep dancing!



Around! Around! I'm dancing all around!

Freeze when the music
says to freeze!


Now freeze!

But

(By Heidi Butkus; chorus)

Put your hands up and bounce them in the air in time to the music.

Bounce Your Hands Up and Down!




"But" is spelled with a B-U-T!

Step And Push To the Left!

Step And Push To the Right!

Boogie to the left and right in time to the music each time you say, "/b/ But, but, B-U-T!"




/b/ But, but, B-U-T!

/b/ But, but, B-U-T!

Put your hands up and bounce them in the air in time to the music.

Bounce Your Hands Up and Down!




"But" is spelled with a B-U-T!

Step And Push To the Left!

Step And Push To the Right!

Boogie to the left and right in time to the music each time you say, "/b/ But, but, B-U-T!"




/b/ But, but, B-U-T!

/b/ But, but, B-U-T!

But

(Continued; Verse One)

Jump up and down!



Now jump, jump, jump, but don't you bump!

Keep jumping!




Jump, jump, jump, but don't you bump!

Keep jumping!




Jump, jump, jump, but don't you bump!

Step And Push To the Left!



Step And Push To the Right!



Boogie to the left and right in time to the music each time you say, "/b/ But, but, B-U-T!"

/b/ But, but, B-U-T!

Repeat the chorus on the previous page. Then continue with the next verse on the next page.

But

(Continued; Second Verse)

Do a Little
Hip Hop Dance!

Do a little hip hop
dance!



No hip hop, but don't you stop!

Do a Little
Hip Hop Dance!

Keep dancing!



Hip hip hop, but don't you stop!

Do a Little
Hip Hop Dance!

Keep on dancing!




Hip hip hop, but don't you stop!

Step And Push To the Left!

Step And Push To the Right!

Boogie to the
left and right in
time to the music
each time you
say, "/b/ But,
but, B-U-T!"



/b/ But, but, B-U-T!

Eat

(Sounds like "I'm Gonna Sing, Sing, Sing")

Pretend to feed yourself with your right, then your left, and then your right hand each time you spell the word.


Pretend To Feed Yourself!



I'm gonna E-A-T! I'm gonna E-A-T!

Pretend to feed yourself with both hands at once. Then rub your stomach on the word food.

Pretend To Feed Yourself With Both Hands!



Rub Your Tummy!

I'm gonna eat! I'm gonna eat all my food!

Put one hand on your heart on the word, "Dear," and the other hand on your heart on the word, "Mom." Then hold them out towards someone that is "dear" to you!

Point to your watch!





Pretend To Feed Yourself!



When it's time to eat my lunch, I'm gonna sit and munch, munch, munch!

Pretend to feed yourself with both hands at once. Then rub your stomach on the word food.

Pretend To Feed Yourself With Both Hands!



Rub Your Tummy!

I'm gonna E-A-T all my food!


Repeat again two more times with increasing speed.

Fight


(By Heidi Butkus)

Punch Left, Then Right!

Punch right and left as you spell the word, and then shake your finger on the words, "We don't fight!"





Shake Finger From Right to Left!



F-I-G-H-T! We don't fight! F-I-G-H-T! We don't fight!

Make your hands "talk" as shown, and then thumb a ride on the words, "Walk away."



Put your hand over your eyes as if looking for another game to play.



Talk it over! Walk away! Find another game to play!

Make your hands "talk" as shown, and then thumb a ride on the words, "Walk away."


Put your hand over your eyes as if looking for another game to play.



Talk it over! Walk away! Find another game to play!

Punch Left, Then Right!

Punch right and left as you spell the word, and then shake your finger on the words, "We don't fight!"



Shake Finger From Right to Left!




F-I-G-H-T! We don't fight! F-I-G-H-T! We don't fight!

Find


(Sounds like "How Dry I Am")

Play the guitar and rock right and left in time to the music when you spell the word the first time. Then face the side, and play the guitar, rocking front to back in time to the music on the second time you spell the word.




F-I-N-D! F-I-N-D!

Put your hand over your eyes and bounce in time to the music while you try to "find" something. Tap your back in time to the music on the words, "backpack please."




Pat your back!




Oh, help me find my backpack, please!

Play the guitar and rock right and left in time to the music when you spell the word the first time. Then face the side, and play the guitar, rocking front to back in time to the music on the second time you spell the word.




F-I-N-D! F-I-N-D!

Put your hand over your eyes and bounce in time to the music while you try to "find" something. Pretend to write on your hand for the word, "homework."



Pretend to write on your hand.



Oh, help me find my homework, please!

Funny

(Sounds like "My Dog Rags"; Verse 1)


Shake your finger in time to the music.



Here's a funny thing to try!

Twirl Both of Your Fingers!


Twirl your fingers in opposite directions with a silly look on your face.



It's funny, F-U-N-N-Y!

Twirl Both of Your Fingers!


Continue twirling your fingers, but in the in opposite directions as before, still with a silly look on your face!



It's funny, F-U-N-N-Y!

Twirl Both of Your Fingers!

Change directions again, and twirl your fingers one more time.




It's funny, F-U-N-N-Y!

Funny

(Sounds like "My Dog Rags"; Chorus)


Flip one "dog ear" forward and then the other on the words, "Flip, flop." Wag your doggy "tail" on "wibble, wobble, and then cross your arms on "Zig, zag!"



Wibble, Wobble!




Zig Zag!



Flip, flop, wibble, wobble, zig, zag!


Flip one "dog ear" forward and then the other on the words, "Flip, flop." Wag your doggy "tail" on "wibble, wobble, and then cross your arms on "Zig, zag!"



Wibble, Wobble!




Zig Zag!



Flip, flop, wibble, wobble, zig, zag!


Flip one "dog ear" forward and then the other on the words, "Flip, flop." Wag your doggy "tail" on "wibble, wobble, and then cross your arms on "Zig, zag!"



Wibble, Wobble!




Zig Zag!



Flip, flop, wibble, wobble, zig, zag!

Shake your finger and then jump and punch the air and shout, "Rags!"




That's my funny dog named Rags!

Get

(Sounds like "Rabbit Ain't Got No Tail At All")

Grab something!


Grab something out of the air on each letter, "G-E-T."



"Get" is just a G-E-T, G-E-T, G-E-T!

Grab something!

Grab something out of the air on each letter, "G-E-T."
Shake your finger on "Go and get your stuff."






"Get" is just a G-E-T! Go and get your stuff!

Show Two Fingers!

Show Three Fingers!


Put your hands out as shown on the words, "Same song." Show two fingers on "second verse."



Same song, second verse.

(Or, "third verse" for last time through)

Put your hands around your mouth and shout this last line!



A little bit louder and a little bit worse!


(Repeat one more time from the beginning!)

Into



(By Heidi Butkus)

Put your finger into your ear, and then slip it inside the collar of your shirt. Then jump and punch on each letter, "I-N-T-O!"

Put your finger into your ear!



Put your finger into your clothes!





Into my ear, into my clothes! I-N-T-O!

Put your finger into your hair, and then touch your shoe or toes. Then jump and punch on each letter, "I-N-T-O!"

Put your finger into your hair!




Touch Your Shoe!



Into my hair, into my toes! I-N-T-O!


Shake finger from side to side. Then jump and punch on each letter, "I-N-T-O!"

Shake Finger From Right to Left!



No matter what, everyone knows! I-N-T-O!

Shake your finger as if you are teaching someone something or saying, "I told you so!" Then jump and punch on each letter, "I-N-T-O!"




Don't put your finger into your nose! I-N-T-O!

New


(Sounds like "Let Everyone Clap Hands Like Me")

Circle your arms around and slide to the left. Then clap twice at the end of the phrase!




/n/ New is N-E-W! (Clap, clap!)

Circle your arms around and slide to the right. Then clap twice at the end of the phrase!




/n/ New is N-E-W! (Clap, clap!)

Circle your arms around and slide to the left. Then clap twice at the end of the phrase!



A new and fun little game! (Clap, clap!)

Circle your arms around and slide to the right. Then clap twice at the end of the phrase!



You'll find that it's always the same! (Clap, clap!)


(Repeat one more time with increasing speed)

Please

(Sounds like "Loopy Loo")

Fold your hands together as if you are begging for something or praying for something, and then bounce them in time to the music as you spell the word. Then point to your head on the next line.

Fold your hands together.



Point to your head!




P-L-E-A-S-E! P-L-E-A-S-E! Oh, please, say please!

Keep pointing to your head on "Remember it please." Then fold your hands and bounce them again as you spell the word, "please" again.

Point to your head!





Fold your hands together.



Remember it, please! P-L-E-A-S-E!

Do the sign for "good" each time you say the word, by touching your hand to your mouth and then touching it to your hand.




I need a paper, please! I need a pencil, please!

Be a dog!



Pretend you're a dog! Then fold your hands and bounce along as before.

Fold your hands together.



I need a puppy, please! Pretty, /p/ pretty, /p/ please!


(Repeat chorus only from beginning)

Pretty

(Sounds like "Pretty Dutch Girl")

Be a cat!


Put your hands up as if they were ears on a cat.



I am a pretty kitty!

Scratch like a cat with the right, left, and right!


Scratch like a cat with one hand and then the other as you spell the word.



P-R-E-T-T-Y!

Be a cat!


Put your hands up as if they were ears on a cat.



A pretty, pretty, kitty,

Scratch like a cat with the right, left, and right!

Scratch like a cat with one hand and then the other as you spell the word.




I'm P-R-E-T-T-Y!

Ride

(Sounds like "Oh, Bury Me Not")

Gallop Like a Horse
To the Right!


Gallop like a horse to the
right!



R-I-D-E!

Gallop Like a Horse
To the Left!

Gallop like a horse to the
left!



R-I-D-E!

Pretend you're
a horse!


Pretend you are a horse
and ride to the right!



I ride my horse,

Pretend you're
a horse!

Pretend you are a horse
and ride to the left!
Then punch the air and
shout, "Yeehaw!"




On the old prairie! Yeehaw!

Saw

(Sounds like "Erie Canal Chorus")


Pretend to saw something to one side, and then saw something to the other side.



Saw! Saw! S-A-W! Saw! Saw! It's an S-A-W!

Look to the right!


Look to the right, bouncing your head in time to the music.



Yes, I saw you at the party!

Look to the left!


Look to the left, bouncing your head in time to the music.



I saw you at the zoo!

Pretend to saw something!

Pretend to saw something to one side. (When the song repeats, switch to the other side for the beginning of the song.)




Yes, I saw you, saw you, saw you, S-A-W!

Say

(Sounds like "Rig-A-Jig-Jig")

Put your hands around your mouth to shout on the word, "say." Then pat your legs in time with the music as you spell the word.




Pat your legs in time with the music!




Say is written S-A-Y, S-A-Y, S-A-Y!


Put your hands around your mouth to shout on the word, "say" (both times!). Then pat your legs in time with the music as you spell the word. Point to the right on the word, "Go."



Pat your legs in time with the music!




Point!




Say is written S-A-Y! Say so, say so, say so! Go!

Slide to the right as shown as you spell the word.




S-A-Y, S-A-Y, S-A-Y! S-A-Y, S-A-Y!

Slide to the left as shown.



S-A-Y, S-A-Y, S-A-Y!

Put your hands around your mouth to shout on the word, "say."




Say so, say so, say so!

Says

(By Heidi Butkus; Chorus)

Wiggle your hands
down and shout!



Reach up high and wiggle
your hands down to put
them around your mouth on
the word, "says" each time.



S-A-Y-S, says! S-A-Y-S, says!

Point to lots of people!



Point around to lots of peo-
ple in time to the music, and
then clap at the end of the
phrase.



You always gotta do, (clap!)

Point to lots of people!



Point around to lots of peo-
ple in time to the music, and
then clap at the end of the
phrase.



you always gotta do, (clap!)

Point to lots of people!

Point around to lots of peo-
ple in time to the music, and
then put your hands around
your mouth on the word,
"says."




You always gotta do what the teacher says!

Says

(By Heidi Butkus; Verse)

Shake your finger on "The teacher says," then jump in time to the music.



The teacher says, "Jump." Jump, jump, jump!

Shake your finger on "The teacher says," then hop.




The teacher says, "Hop." Hop, hop, hop!

Shake your finger on "The teacher says," then spin around.



The teacher says, "Spin." Spin, spin, spin!

Shake your finger, and then hold your hand out and stop moving on the word, "stop."



The teacher says, "Stop."

Freeze in any position!




And freeze!


So

(By Heidi Butkus; Verse 1)

Make An S Shape!



Make an O!



Each time you say a letter, make the shape of it.

So is an S-O! S-O, S-O!

Wiggle around any way you want in time with the music!



Wiggle, wiggle, just like so!

Keep wiggling!





Wiggle, wiggle, just like so!

Make An S Shape!

Make an O!

Each time you say a letter, make the shape of it. Then wiggle around as before.




S-O, S-O! Wiggle, wiggle, just like so!


So

(By Heidi Butkus; Verse 2)

Make An S Shape!



Make an O!



Each time you say a letter, make the shape of it.

So is an S-O! S-O, S-O!

Wiggle around any way you want in time with the music!




Move it, move it, just like so!

Keep wiggling!




Move it, move it, just like so!

Make An S Shape!



Make an O!




Each time you say a letter, make the shape of it. Then wiggle around as before.

S-O, S-O! Move it, move it, just like so!

Under



(By Heidi Butkus)

Make your hands go down and under something imaginary as shown. Then, make one hand go under, and then the other hand go under something imaginary as well.



U-N-D-E-R! Under, under!


Make your hands go down and under something imaginary as shown. Then, make one hand go under, and then the other hand go under something imaginary as well.




U-N-D-E-R! Under, under!

Put your hands under your chin, and then under your hair.

Put your hands under your chin!




Put your hands under your hair




Under my chin and under my hair!

Touch under your elbow and then point to your underwear!

Point under your elbow!



Point to your underwear!




Under my elbow, underwear!

(Continued on the next page)


Under

(By Heidi Butkus; continued)

Put your hands
under your chin!




Put your hands
under your hair




Put your hands
under your chin,
and then under
your hair.

Under my chin and under my hair!

Point under your
elbow!






Point to your
underwear!



Touch under your
elbow and then point
to your underwear!


Under my elbow, underwear!

Make your hands go
down and under some-
thing imaginary as
shown. Then, make one
hand go under, and then
the other hand go under
something imaginary as
well.



U-N-D-E-R! Under, under!

Make your hands go
down and under some-
thing imaginary as
shown, and then
FREEZE!





U-N-D-E-R!

Which

(Sounds like "Jolly Old St. Nickolas")

Shake your jingle bells when you spell the word. Put your hands out as if asking a question on the words, "Which toy." Point to somebody on the words "for you."

Shake Your Jingle Bells!






Point meone!



W-H-I-C-H! Which toy is for you?

Shake your jingle bells when you spell the word. Put your hands out as if asking a question on the words, "Which toy." Point to yourself on the words "for me."



Shake Your Jingle Bells!



W-H-I-C-H! Which toy is for me?

Shake your jingle bells when you spell the word. Point to yourself on the words "I can't wait to see."



Shake Your Jingle Bells!



W-H-I-C-H! I can't wait to see!

Shake your jingle bells when you spell the word. Put your hands out as if asking a question on the words, "Which one it will be!"

Shake Your Jingle Bells!



W-H-I-C-H! Which one it will be!