

HEIDISONGS™

Sing-Along Songs that Teach!

Sing and Spell
Fun Songs For More
Sight Words

Volume 4

Lyrics & Handmotions

P.O. Box 603, La Verne, CA 91750


Phone: (909) 331-2090 Fax: (909) 592-2110

www.heidisongs.com • ©2009 Heidi Butkus

The A Song (The Word "A")


(Sounds like "Amen")

Circle the hands up
and form a triangle
"A" shape on the
last "A."



A-a-a, A!

Circle the hands up
and form a triangle
"A" shape on the
last "A."



A-a-a, A!


Shake your finger
on the words, "By
itself."



By itself,

Pound your chest
and say, "Uh!"

Pound your chest on
the word, "A."



Circle the hands
up and form a tri-
angle "A" shape on
the word, "A."

say "uh" or "A!"


(repeat 3x from beginning)

The All Song

(Sounds like "Ring Around the Rosy")

Hold hands and circle around, either in one large group or smaller groups.


Make a circle, hold hands, and circle around!



A-L-L spells "all!"

Make a circle, hold hands, and circle around!


Continue circling around as before.



A-L-L spells "all!"


Make a circle, hold hands, and circle around!

Continue circling around as before.



All, all!

Jump and fall down to the ground.



We all fall down!

(repeat 2x from beginning)

The Am Song


(Sounds like "Los Pollitos"; First Verse)

Point to yourself.



Am is written A-M,

Spread out fingers
in front of face
and move as
shown.



A-M, A-M, A-M!

Pretend you're
a monkey!

Act like a monkey!



Now I am a monkey,

Pretend you're
a monkey!

Act like a monkey!




That is what I am!

The Am Song


(Sounds like "Los Pollitos"; Second Verse)

Point to yourself.




Am is written A-M,

Spread out fingers
in front of face
and move as
shown.




A-M, A-M, A-M!

Act like a duck!



Now I am a ducky,

Act like a duck!




That is what I am!

The Am Song


(Sounds like "Los Pollitos"; Third Verse)

Point to yourself.




Am is written A-M,

Spread out fingers
in front of face
and move as
shown.




A-M, A-M, A-M!

Hop like a bunny!



Now I am a bunny,

Hop like a bunny!



That is what I am!

The As Song

(By Heidi Butkus)

(First Verse)

Pat your
legs in time
with the
music.

Pat your legs in
time with the music!



A-S, spells "as!" A-S, spells "as!"

Fly like a
butterfly!



Fly as a butterfly does! Fly as a butterfly does!

Fly like a butterfly,
beating your wings
on each word, "fly."



Fly, fly. Fly, fly, fly!

Fly like a
butterfly!



Fly as a butterfly does!

The As Song

(By Heidi Butkus)
(Second Verse)

Pat your
legs in time
with the
music.

Pat your legs in
time with the music!





A-S, spells "as!" A-S, spells "as!"

March to the right!

March to the left!

March to the
right and the
left in time to
the music.



March as a army ant does! March as a army ant does!

Take two marching
steps and then
three in time to the
music, facing for-
wards.


March!



March, march. March, march, march!

March to the right!

March to the
right in time to
the music.



March as a army ant does!

The As Song

(By Heidi Butkus)

(Third Verse)

Pat your legs in time with the music.

Pat your legs in time with the music!



A-S, spells "as!" A-S, spells "as!"

Jump like a grasshopper!

Jump like a grasshopper!


Jump to the right and then to the left like a grasshopper.



Jump as a grasshopper does! Jump as a grasshopper does!

Jump two times and then three times in place in time to the music.

Jump like a grasshopper!



Jump, jump. Jump, jump, jump!

Jump like a grasshopper!

Jump to the right and then to the left like a grasshopper.



Jump as a grasshopper does!

The As Song

(By Heidi Butkus)

(Fourth Verse)

Pat your legs in time with the music.

Pat your legs in time with the music!



A-S, spells "as!" A-S, spells "as!"

Fly around, buzzing like a bumblebee.



Buzz as a bumblebee does! Buzz as a bumblebee does!

Fly around, buzzing like a bumblebee.



Buzz, buzz. Buzz, buzz, buzz!

Fly around, buzzing like a bumblebee.



Buzz, and then sting yourself or someone else.

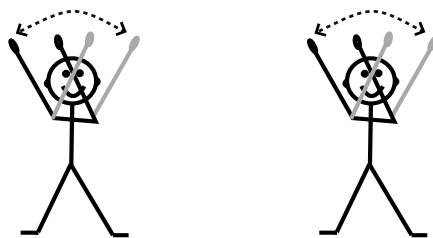


Buzz as a bumblebee does! Buzz..... sting!

The Be Song

(Sounds like "Willowbee"; First Verse)

Swing arms overhead
each time you say,
"Oh!"



Oh-oh! Oh-oh!

Pat your chest!

Pat your chest in
time to the music,
to indicate how you
can "be."



"Be" is written B-E, B-E, B-E!

Pat your chest!

Pat your chest in
time to the music,
to indicate how you
can "be."



"Be" is written B-E!

Pat your chest!

Pat your chest in
time to the music,
to indicate how you
can "be."

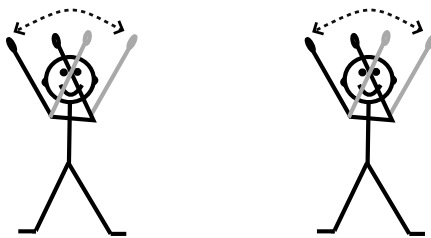


B-E, be!

The Be Song

(Sounds like "Willowbee"; second verse)


Swing arms overhead
each time you say,
"Oh!"



Oh-oh! Oh-oh!

Chomp like an alligator!


Pretend to be an
alligator as shown.



Be an alligator, a gator, a gator!

Chomp like an alligator!

Pretend to be an
alligator as shown.



Be an alligator!

Pat your chest!

Pat your chest in
time to the music,
to indicate how you
can "be."

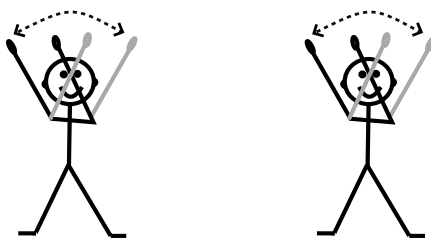


B-E, be!

The Be Song

(Sounds like "Willowbee"; third verse)

Swing arms overhead
each time you say,
"Oh!"



Oh-oh! Oh-oh!

Hop like a kangaroo!

Hop around like a
kangaroo.



Be a kangaroodle, a roodle, a roodle!

Hop like a kangaroo!

Hop around like a
kangaroo.



Be a kangaroodle!

Pat your chest!

Pat your chest in
time to the music,
to indicate how you
can "be."

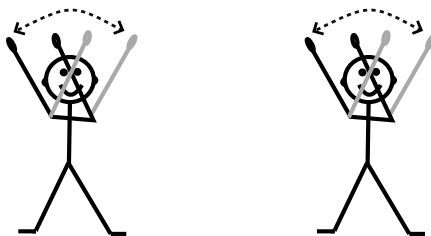


B-E, be!

The Be Song

(Sounds like "Willowbee"; fourth verse)


Swing arms overhead
each time you say,
"Oh!"



Oh-oh! Oh-oh!

Be a caterpillar!


Walk like a caterpillar.



Be a caterpillar, a pillar, a pillar!

Be a caterpillar!

Walk like a caterpillar.



Be a caterpillar!

Pat your chest!

Pat your chest in
time to the music,
to indicate how you
can "be."




B-E, be!

The By Song

(Sounds like "Down By the Bay"; First Verse)

Make wavy water hands as shown.


Make wavy water hands!



Make a sign language B and a Y when you say "B" and "Y."

Down by the bay... I write B-Y!


Make a sign language B and a Y when you say "B" and "Y."



Circle arms around as shown.

Just B and Y... and that spells "by!"


Shake your finger.



Put your hands around your mouth on the word, "say."

For if I do... my mother will say:

Jump up and down!




Did you ever try to jump over the bump? Down by the bay!

The By Song

(Sounds like "Down By the Bay"; Second Verse)

Make wavy water hands
as shown.


Make wavy water hands!



Make a sign lan-
guage B and a Y
when you say "B"
and "Y."

Down by the bay... I write B-Y!

Make a sign lan-
guage B and a Y
when you say "B"
and "Y."



Circle arms
around as
shown.

Just B and Y... and that spells "by!"

Shake your finger.



Shake
finger!



Put your hands
around your
mouth on the
word, "say."

For if I do... my mother will say:

Hop on one foot!



Did you ever try to hop over the mop? Down by the bay!

The Came Song

(Sounds like "My Aunt Came Back")

Swing your right thumb up and point *behind* you to show that someone came "back" on the word, "back."




Swing your left thumb up and point *behind* you to show that someone came "back" when you say, "C-A-M-E."


My Aunt came back! C-A-M-E!

Hold your hands out in front of you as if you are showing me something.

Hold hands in front of you!



Fan yourself!




Fan yourself continuously throughout the rest of the song.

She came back with... a fan for me!

Fan yourself continuously throughout the rest of the song.

Fan yourself!



Oh, I spell "came," C-A-M-E!

Keep fanning yourself while adding in the other hand cutting with scissors.

Cut with scissors and keep fanning yourself!



She came back with... scissors for me!

The Came Song

(Sounds like "My Aunt Came Back"; continued)

Keep fanning yourself while adding in the other hand cutting with scissors.

Cut with scissors and keep fanning yourself!



My Aunt came back! C-A-M-E!

Keep fanning yourself while adding in the other hand cutting with scissors.

Cut with scissors and keep fanning yourself!



Cut with scissors and keep fanning yourself!



Keep fanning yourself, cutting with scissors, and add in tapping your foot on the word, "shoe."

She came back with... a shoe for me!

Continue fanning, cutting, and tapping your foot.

Cut with scissors and keep fanning yourself!



Oh, I spell "came," C-A-M-E!

Keep fanning yourself, cutting with scissors, and tapping your shoe.

Cut with scissors and keep fanning yourself!



Cut with scissors and keep fanning yourself!



Add in the leg swinging back and forth on the word, "pants."

She came back with... some pants for me!

The Came Song

(Sounds like "My Aunt Came Back"; continued)

Cut with scissors and
keep fanning yourself!

Continue with all
four motions as
before.



My Aunt came back! C-A-M-E!


Cut with scissors and
keep fanning yourself!

Continue with all
four motions as
before.



She came back with...

Point to yourself!




Some nuts like ME!

The Dear Song


(Sounds like "Oh, Dear, What Can the Matter Be?")

Put one hand on your heart on the word, "Dear," and the other hand on your heart on the word, "Mom." Then hold them out towards someone that is "dear" to you!

Put one hand on your heart and then the other.




Hold out one hand, then the other.




Dear Mom! D-E-A-R!

Put one hand on your heart on the word, "Dear," and the other hand on your heart on the word, "Mom." Then hold them out towards someone that is "dear" to you!

Put one hand on your heart and then the other.



Hold out one hand, then the other.




Dear Mom! D-E-A-R!

Put one hand on your heart on the word, "Dear," and the other hand on your heart on the word, "Mom." Then hold them out towards someone that is "dear" to you!

Put one hand on your heart and then the other.



Hold out one hand, then the other.



Dear Mom! D-E-A-R!

Pretend to write a letter on your hand.

Pretend to write on your hand.





I start my letter with "dear!"

The Did Song

(Sounds like "Comin' Round the Mountain"; First Verse)

Pretend to brush your teeth,
and then put hands out and
rock back and forth as
shown when you say, "D-I-D!"



Pretend to brush
your teeth.



Did you brush your teeth? D-I-D!

Pretend to brush your teeth,
and then put hands out and
rock back and forth as
shown when you say, "D-I-D!"


Pretend to brush
your teeth.



Did you brush your teeth? D-I-D!



Pretend to brush your teeth,
and then put hands out and
rock back and forth as
shown when you say, "D-I-D!"

Pretend to brush
your teeth.



Did you brush your teeth? D-I-D!

Put your hands out as
shown on the word, "Did."
Then rock back and forth
as shown when you say,
"D-I-D!"




Did! D-I-D!

The Did Song

(Sounds like "Comin' Round the Mountain"; Second Verse)

Pretend to pick up your toys and put them into a box. Then put hands out and rock back and forth as shown when you say, "D-I-D!"


Pick Up Your Toys!



Did you pick your toys up? D-I-D!

Pretend to pick up your toys and put them into a box. Then put hands out and rock back and forth as shown when you say, "D-I-D!"


Pick Up Your Toys!



Did you pick your toys up? D-I-D!



Pretend to pick up your toys and put them into a box. Then put hands out and rock back and forth as shown when you say, "D-I-D!"

Pick Up Your Toys!



Did you pick your toys up? D-I-D!

Put your hands out as shown on the word, "Did." Then rock back and forth as shown when you say, "D-I-D!"




Did! D-I-D!

The Did Song


(Sounds like "Comin' Round the Mountain"; Third Verse)

Shake your finger as though you are scolding someone for not doing their homework. Then put hands out and rock back and forth as shown when you say, "D-I-D!"




Did you do your homework? D-I-D!

Shake your finger as though you are scolding someone for not doing their homework. Then put hands out and rock back and forth as shown when you say, "D-I-D!"





Did you do your homework? D-I-D!

Shake your finger as though you are scolding someone for not doing their homework. Then put hands out and rock back and forth as shown when you say, "D-I-D!"



Did you do your homework? D-I-D!

Put your hands out as shown on the word, "Did." Then rock back and forth as shown when you say, "D-I-D!"





Did! D-I-D!

The Did Song

(Sounds like "Comin' Round the Mountain"; Fourth Verse)

Pretend to write your name in the air. Then put hands out and rock back and forth as shown when you say, "D-I-D!"



Pretend to write something in the air.



Did you do your homework? D-I-D!

Pretend to write your name in the air. Then put hands out and rock back and forth as shown when you say, "D-I-D!"



Pretend to write something in the air.



Did you do your homework? D-I-D!



Pretend to write your name in the air. Then put hands out and rock back and forth as shown when you say, "D-I-D!"

Pretend to write something in the air.



Did you do your homework? D-I-D!

Put your hands out as shown on the word, "Did." Then rock back and forth as shown when you say, "D-I-D!"




Did! D-I-D!


The Friend Song

(Sounds like "Make New Friends")

Point your thumbs to yourself on the words, "I spell 'friend.'" Then hold hands and swing your arms as you spell the word.




Hold hands and swing arms!




I spell "friend," F-R-I-E-N-D,

Point your thumbs to yourself on the words, "I spell 'friend.'" Then hold hands and swing your arms as you spell the word.




Hold hands and swing arms!




I spell "friend," F-R-I-E-N-D!

Point your thumbs to yourself on the words, "I spell 'friend.'" Then hold hands and swing your arms as you spell the word.




Hold hands and swing arms!




I spell "friend," F-R-I-E-N-D,

Point your thumbs to yourself on the words, "I spell 'friend.'" Then hold hands and swing your arms as you spell the word.



Hold hands and swing arms!



I spell "friend," F-R-I-E-N-D!

(Repeat two more times)

The From Song

(Sounds like "Put Your Little Foot"; Verse 1)

Flap your right wing!

Flap one "wing" each time you say the letters O and M.



Flap your left wing!



Flap both wings up and then down on the words, "spells from."

F-R-O-M, F-R-O-M, F-R-O-M spells "from!"

Flap your right wing!

Flap one "wing" each time you say the letters O and M.



Flap your left wing!




Flap both wings up and then down on the words, "spells from."

F-R-O-M, F-R-O-M, F-R-O-M spells "from!"

Walk like a chicken back and forth!

Walk like a chicken from left to right and back again in time with the music.



From here I am walking there! From here I am walking there!

Walk like a chicken back and forth!

Walk like a chicken from left to right and back again in time with the music.



From here I am walking there! From here I am walking there!

The From Song

(Sounds like "Put Your Little Foot"; Verse 2)

Flap your right wing!

Flap your left wing!

Flap your wings!

Flap one "wing" each time you say the letters O and M.



Flap both wings up and then down on the words, "spells from."

F-R-O-M, F-R-O-M, F-R-O-M spells "from!"

Flap your right wing!

Flap your left wing!

Flap your wings!

Flap one "wing" each time you say the letters O and M.



Flap both wings up and then down on the words, "spells from."

F-R-O-M, F-R-O-M, F-R-O-M spells "from!"

Hop like a bunny!

Hop like a bunny from left to right and back again in time with the music.



From here I am hopping there! From here I am hopping there!

Hop like a bunny!

Hop like a bunny from left to right and back again in time with the music.



From here I am hopping there! From here I am hopping there!

The Good Song

(Sounds like "Good Morning to You")

Do the sign for "good" each time you say the word, by touching your hand to your mouth and then touching it to your hand.

Do sign language for "good."



G-O-O-D, good! G-O-O-D, good!

Pat your "cushion." Then shake your finger to say, "no" to the fighting or pushing.

Pat your behind!



Shake finger!



I'm flat on my cushion; no fighting or pushin'!

Do the sign for "good" each time you say the word, by touching your hand to your mouth and then touching it to your hand.

Do sign language for "good."



We're all being good!

Do the sign for "good" each time you say the word, by touching your hand to your mouth and then touching it to your hand.

Do sign language for "good."



G-O-O-D, good!

The Had Song

(Sounds like "Punchinello")

Hop like a bunny!




Had, H-A-D, once I had a little bunny!
Had, H-A-D, once I had a bunny here!

Walk like a penguin!



Had, H-A-D, once I had a little penguin!
Had, H-A-D, once I had a penguin here!

Slither up like a
snake coming up out
of a basket.




Had, H-A-D, once I had a little snaky!
Had, H-A-D, once I had a snaky here!

The His Song


(Sounds like "Old Joe Clark")

Pretend to drive a car, and turn around to the right while you are driving.



His, his, H-I-S! His is for a boy!

Pretend to drive a car, and turn around to the left while you are driving.



His, his, H-I-S! That car is his toy!

Pretend to rev an engine, as if you were driving a motorcycle or shifting gears. Then honk the horn when you hear the two beeps.

Rev the engine!



Honk the horn!



(Engine revs. Beep beep!)

*This section repeats five times, and then the car crashes.
The children all fall down when they hear the crashing
noises and sirens.*

The I Song

(Sounds like "Cielito Lindo")

Swing your arms from side to side in time to the music.



Ay, ay, ay, ay!

Shake your finger in time with the music, and then hold up one finger on the word, "one."



I is a word with one letter!

(The children all freeze suddenly and hold it when the music stops.)

The If Song

(Sounds like "The Rattlin' Bog"; First Verse)

Do the twist!



I, F, that spells "if!"

Do the twist!



If you twist then twist like this!

Do the twist!



I, F, that spells "if!"

Do the twist!



If you twist then twist like this!

Twist all the way down and
then up again in time to the
music.

Twist down and up!



(Children all do the twist while the music plays.)

The If Song


(Sounds like "The Rattlin' Bog"; Second Verse)

Pretend to swim in time to the music.




I, F, that spells "if!"

Pretend to swim in time to the music.




If you swim then swim like this!

Pretend to swim in time to the music.



I, F, that spells "if!"


Pretend to swim in time to the music.



If you swim then swim like this!

Hold your nose and jump into the water!

Hold your nose and jump in the water!



(Hold your nose and pretend to jump in the water.)

The If Song

(Sounds like "The Rattlin' Bog"; third verse)

Dance any way that you like!
My students enjoyed holding two fingers up sideways in front of their eyes and pulling their hands from left to right.



I, F, that spells "if!"

Dance any way that you like!



If you dance then dance like this!

Dance any way that you like!



I, F, that spells "if!"

Dance any way that you like!



If you dance then dance like this!

My students enjoyed doing a robot style dance here.



(Dance anyway you like as the song ends.)

The Love Song


(Sounds like "Shortnin' Bread")

Draw half of a heart on one side of your chest on "Love is" and then draw the second half on the word "written."

Draw the first half of a heart on your chest!



Draw the second half of a heart on your chest!



Love is written

Pound your heart to show how your heart beats.

Pound your chest in time to the music to show that your heart is beating on each letter L-O-V-E..



L-O-V-E,


Pound your heart to show how your heart beats.

Pound your chest in time to the music to show that your heart is beating on each letter L-O-V-E..




L-O-V-E,

Point to yourself on "I."
Cross your arms on your chest on "love." Point to someone on "you."



Love!



Point meone!



I love you!

(Repeat two times slowly and two times fast.)

The Made Song

(Sounds like "Tooty Ta"; First verse)

With the thumbs up, draw a figure eight while bouncing the knees in and out.

Draw a figure eight with your thumbs, and bounce knees in and out!



M-A-D-E, M-A-D-E! I can spell "made!"



With the thumbs up, draw a figure eight while bouncing the knees in and out.

Draw a figure eight with your thumbs, and bounce knees in and out!



M-A-D-E, M-A-D-E! I can spell "made!"

Put your thumbs up, and then pull the elbows back.





Thumbs up! (Echo) Elbows back! (Echo)

Stand with the feet apart, and then bounce the knees together.

Feet apart!

Bounce your knees!



Feet apart! (Echo) Knees together! (Echo)

The Made Song

(Sounds like "Tooty Ta"; Second verse)

Draw a figure eight with your thumbs, and bounce knees in and out!

With the thumbs up, draw a figure eight while bouncing the knees in and out.



M-A-D-E, M-A-D-E! I can spell "made!"



Draw a figure eight with your thumbs, and bounce knees in and out!

With the thumbs up, draw a figure eight while bouncing the knees in and out.




M-A-D-E, M-A-D-E! I can spell "made!"

Put your thumbs up, and then pull the elbows back.




Thumbs up! (Echo) Elbows back! (Echo)

Stand with the feet apart, and then bounce the knees together.



Bounce your knees!



Feet apart! (Echo) Knees together! (Echo)


(Continued on the next page)

The Made Song

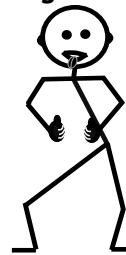
(Sounds like "Tooty Ta"; Second Verse Continued)

Holding the previous positions, put your rear end up, and then your tongue out...

Bottoms up!



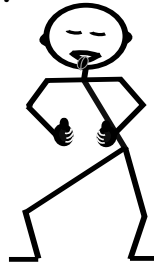
Tongue out!



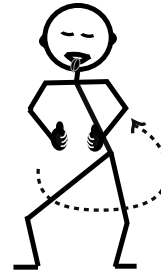
Bottoms up! (Echo) Tongue out! (Echo)

...close your eyes, and then turn around!

Eyes closed!




Turn around!



Eyes closed! (Echo) Turn around! (Echo)

Draw a figure eight with your thumbs, and bounce knees in and out- while turning around!!


Draw a figure eight with your thumbs, and bounce your knees in and out while turning around!



M-A-D-E, M-A-D-E! I can spell "made!"

Draw a figure eight with your thumbs, and bounce knees in and out- while turning around!!

Draw a figure eight with your thumbs, and bounce your knees in and out while turning around!



M-A-D-E, M-A-D-E! I can spell "made!"

The Nice Song

(Sounds like "A Ram-Sam-Sam")

With one hand, wave to somebody in time to the music.

Wave to somebody with one hand!



Wave to somebody with the other hand!



With the other hand, wave to somebody in time to the music.


N-I-C-E, N-I-C-E!

Point to lots of people in time to the music.

Point to lots of people!



Point to yourself on the word, "me."



I am nice to everybody and they're nice to me!
(Repeat this first section two times.)

Swing one arm over head to wave at somebody.

Wave up high to somebody with one hand!



Wave up high to somebody with the other hand!




Swing the other arm over head to wave at somebody.


N-I-C-E, N-I-C-E!

Point to lots of people in time to the music.

Point to lots of people!



Point to yourself on the word, "me."



I am nice to everybody and they're nice to me!
(Repeat this last section two times.)

The Now Song

(Sounds like "Little Red Caboose")

Everyone forms a choo choo train line, with the teacher as the leader. Then chug around the room like a train.


Chug like a train!



N-O-W! N-O-W!

Continue as before, , tooting your horn when you hear the train whistle.

Chug like a train!



Now it's time to get on the caboose! (Toot, toot!)

Everyone forms a choo choo train line, with the teacher as the leader. Then chug around the room like a train.


Chug like a train!



N-O-W! N-O-W!

Continue as before, , tooting your horn when you hear the train whistle.

Chug like a train!



Now it's time to get on the caboose! (Toot, toot!)

Repeat this verse on time slowly, and then two times fast.

The Out Song

(Sounds like "In and Out the Window")

Pretend to part the curtains and go out the window.

Open the curtains
and step out the window!



Go O-U-T the window!

Pretend to part the curtains and go out the window.

Open the curtains
and step out the window!



Go O-U-T the window!

Pretend to part the curtains and go out the window.

Open the curtains
and step out the window!




Go O-U-T the window!

Put your thumb out on the word, "out."



Move your head from side to side!




As the drums play the interlude, move your head from side to side and in and out the window formed by your arms.


'Cause O-U-T spells "out!"

The Over Song


(Sounds like "Bill Grogan's Goat")




O-V-E-R! (Echo) Slide over there! (Echo)



O-V-E-R! (Echo) Slide over there! (Echo)



O-V-E-R! (Echo) Slide over there! (Echo)



O-V-E-R! (Echo) Slide over there!
(Echo slowly and dramatically.)

The Put Song


(Sounds like "Hey, Mr. Knickerbocker"; First verse)

Wave to somebody
on the word,
"Hey." Push for-
ward R-L-R on the
letters, "P-U-T."

Wave to somebody
with one hand!




Push right-left-right!




Hey, Mr. Knickerbocker, P-U-T!

Point to yourself
on the word, "I."
Push forward R-
L-R on the letters,
"P-U-T."




Push right-left-right!




Well, I spell "put" with a P-U-T!

Clap along in time
to the music.



I put that beat right into my hands!

Clap along in
time to the
music.




(Clap, clap. Clap, clap, clap!)

The Put Song


(Sounds like "Hey, Mr. Knickerbocker"; Second verse)

Clap along in time to the music.




Hey, Mr. Knickerbocker, P-U-T!

Clap along in time to the music.



Well, I spell "put" with a P-U-T!

Clap along in time to the music.



I put that beat right into my feet!

Clap and stomp in time to the music.


Stomp and clap!

Stomp and clap!

Stomp and clap!

Stomp and clap!

Stomp and clap!



(Stomp, stomp! Stomp, stomp, stomp!)

The Put Song

(Sounds like "Hey, Mr. Knickerbocker"; Third verse)

Clap and stomp in time to the music.

Stomp and clap! Stomp and clap! Stomp and clap! Stomp and clap!



Hey, Mr. Knickerbocker, P-U-T!

Clap and stomp in time to the music.

Stomp and clap! Stomp and clap! Stomp and clap! Stomp and clap!



Well, I spell "put" with a P-U-T!

Clap and stomp in time to the music.

Stomp and clap! Stomp and clap! Stomp and clap! Stomp and clap!



I put that beat right into my hips!

Clap, stomp, and swing your hips in time to the music.

Stomp, clap, and swing your hips! Stomp, clap, and swing your hips! Stomp, clap, and swing your hips! Stomp, clap, and swing your hips! Stomp, clap, and swing your hips!



(Bump, bump! Bump, bump, bump!)

The Put Song

(Sounds like "Hey, Mr. Knickerbocker"; Fourth verse)

Clap, stomp,
and swing
your hips in
time to the
music.

Stomp, clap,
and swing your hips! Stomp, clap,
and swing your hips! Stomp, clap,
and swing your hips! Stomp, clap,
and swing your hips!



Hey, Mr. Knickerbocker, P-U-T!

Clap, stomp,
and swing
your hips in
time to the
music.

Stomp, clap,
and swing your hips! Stomp, clap,
and swing your hips! Stomp, clap,
and swing your hips! Stomp, clap,
and swing your hips!



Well, I spell "put" with a P-U-T!

Clap, stomp,
and swing
your hips in
time to the
music.

Stomp, clap,
and swing your hips! Stomp, clap,
and swing your hips! Stomp, clap,
and swing your hips! Stomp, clap,
and swing your hips!



I put that beat right into my head!

Clap, stomp,
and swing
your hips
and head in
time to the
music.

Stomp, clap, swing your
hips and your head! Stomp, clap, swing your
hips and your head! Stomp, clap, swing your
hips and your head! Stomp, clap, swing your
hips and your head! Stomp, clap, swing your
hips and your head!




(Swing, swing! Swing, swing, swing!)

The Some Song


(Sounds like "Pease Porridge Hot")

Play patty cake!
Clap your hands
twice, and then clap
together once!




Some play with you.

Play patty cake!
Clap your hands
twice, and then clap
together once!




Some play with me.

Play patty cake!
Clap your hands
twice, and then clap
together once!



I write some S-...

Play patty cake!
Clap your hands
twice, and then clap
together once!




...-O-M-E.

*(Repeat three more times with increasing speed. Then every-
one cheers at the end!)*

The Then Song


(Sounds like "Hansel and Gretel Dance")

Dance around, 60's style!




T-H-E-N, that spells "then!"

Dance around, 60's style!



T-H-E-N, that spells "then!"

Jump three times each time you say, "Jump and then."



Jump and then- jump and then!

Turn around. Then while the musical interlude plays, dance around 60's style again!




Round about and back again!

The Very Song

(Sounds like "Hurry, Hurry, Drive the Fire Truck"- Verse 1)

Spin around!


Spin around and
around in time to
the music.



Spinning, spinning, very merry!

Spin around!


Spin around and
around in time to
the music.



V-E-R-Y, that spells "very,"

Spin around!


Spin around and
around in time to
the music.



V-E-R-Y, that spells "very,"

Ring the bell!

Pretend to ring a
bell!



Ding, ding, ding, ding, ding!

The Very Song

(Sounds like "Hurry, Hurry, Drive the Fire Truck"- Verse 2)

Pretend to walk
like a monster
might walk.



Monster, monster, very hairy!

Pretend to walk
like a monster
might walk.



V-E-R-Y, that spells "very,"

Pretend to walk
like a monster
might walk.



V-E-R-Y, that spells "very,"

Pretend to ring a
bell!



Ding, ding, ding, ding, ding!

The Very Song

(Sounds like "Hurry, Hurry, Drive the Fire Truck"- Verse 3)

Run in place!



Running, running, very scary!

Run in place!



V-E-R-Y, that spells "very,"


Run in place!



V-E-R-Y, that spells "very,"

Pretend to ring a bell!

Ring the bell!





Ding, ding, ding, ding, ding!


The Will Song

(Sounds like "Rise and Shine")

Put one hand out on the word, "will," and then the other hand out the next time you say will. Then wave your hands back and forth as you spell the word.





Wave hands back and forth!



Oh, will you? Oh, will you, is W-I-L-L!

Put one hand out on the word, "will," and then the other hand out the next time you say will. Then wave your hands back and forth as you spell the word.




Wave hands back and forth!




Oh, will you? Oh, will you, is W-I-L-L!

Shake your finger, and then clap after the word, "ever."



Will you ever (clap!) learn to read and spell?

Shake your finger. Then put hands up on the word, "Oh!"



Children, yes you will! Ohhhhh!

The Your Song

(Sounds like "Jim Along Josie"- First Verse)

Point to somebody with both hands on the word, "your."
Then point around to lots of people as you spell the word.

Point meone!



Point to lots of people!



"Your" is a-written Y-O-U-R,

Point to somebody with both hands on the word, "your."
Then point around to lots of people as you spell the word.

Point meone!



Point to lots of people!



"Your" is a-written Y-O-U-R!

Point to somebody with both hands on the word, "your."
Then point around to lots of people as you spell the word.

Point meone!



Point to lots of people!



"Your" is a-written Y-O-U-R,

Point to somebody with both hands on the word, "your."
Then point around to lots of people as you spell the word.

Point meone!



Point to lots of people!




"Your" is a-written Y-O-U-R!

The Your Song

(Sounds like "Jim Along Josie"- Chorus)

Pat your shoulders three times in time to the music. Then pat your knees three times.

Pat your shoulders!




Pat Your Knees!



Hands on your shoulders, Hands on your knees!

Clap three times and then turn around.




Turn around!



Clap three times and turn around, please!

Pat your shoulders three times in time to the music. Then pat your knees three times.

Pat your shoulders!




Pat Your Knees!



Hands on your shoulders, Hands on your knees!

Clap three times and then turn around.



Turn around!



Clap three times and turn around, please!