

HEIDISONGS™

Sing-Along Songs that Teach!

Sing and Spell

The Colors and
More Sight Words

Volume 2

Lyrics & Handmotions

P.O. Box 603, La Verne, CA 91750


Phone: (909) 331-2090 Fax: (909) 592-2110

www.heidisongs.com • ©2005 Heidi Butkus

Red

(Sounds like "Loopy Loo Chorus")

Swing your hand up and point to your mouth on the word, "red."




Point To Your Mouth!



Swing your hand back down, and then back up again to point to your mouth on the word, "red."

R-E-D spells "red!"




Point To Your Mouth!



Swing your hand back down, and then back up again to point to your mouth on the word, "red."

R-E-D spells "red!"




Point To Your Mouth!



R-E-D spells "red!"

Make a fist and point to it to show a tomato, and then point to your head.

Point To Your Hand!



Point to your head!



Red as a tomato head!

Orange

(Sounds like "The Upward Trail")

March in place in time with the music.

March!



March And Punch Up!



Keep marching and punch the air on the word, "orange!"

O-R-A-N-G-E, orange!

March in place in time with the music.

March!



March And Punch Up!




Keep marching and punch the air on the word, "orange!"

O-R-A-N-G-E, orange!

Along with the music, draw a carrot in front of you, then make a pumpkin in front of your tummy, and then fly like a parrot.


Draw A Carrot!



Show Me A Pumpkin!




Fly!



Orange as a carrot, a pumpkin, or a parrot!

March and punch up on each word, "Orange, orange, orange!"

March And Punch Up Right, Left, Right!




Orange, orange, orange!

Yellow


(Sounds like "Are You Sleeping?")

On each word, "Yellow," make the sun with your hands as shown, once to the right and once to the left.

Make the Yellow Sun!



Do The Sign For "Yellow" With Both Hands!




Make a sign language Y with your hands and then twist them back and forth for the sign for "yellow." Do this as you spell the word.


Yellow! Yellow! Y-E-L-L-O-W!

On each word, "Yellow," make the sun with your hands as shown, once to the right and once to the left.

Make the Yellow Sun!



Do The Sign For "Yellow" With Both Hands!




Make a sign language Y with your hands and then twist them back and forth for the sign for "yellow." Do this as you spell the word.


Yellow! Yellow! Y-E-L-L-O-W!

Make a circle over head for the sun, peel a banana, and then show two fingers. Then do sign language for yellow as before.


Make a circle!




Peel the banana like a gorilla!



Show Two Fingers!




Do The Sign For "Yellow" With Both Hands!



Yellow sun and banana, too! Y-E-L-L-O-W!

Make a circle over head for the sun, peel a banana, and then show two fingers. Then do sign language for yellow as before.


Make a circle!




Peel the banana like a gorilla!



Show Two Fingers!



Do The Sign For "Yellow" With Both Hands!



Yellow sun and banana, too! Y-E-L-L-O-W!

(repeat from beginning)

Green

(Sounds like "Get On Board Little Children")

Make a sign language G with your fingers as shown, and twist it back and forth as in the American Sign Language sign for green.



G-R-E-E-N!

Pretend to be a little greedy leprechaun counting his gold.

Pretend to be a greedy little leprechaun counting his gold!



Green as a little leprechaun is!


Make a sign language G with your fingers as shown, and twist it back and forth as in the American Sign Language sign for green.



G-R-E-E-N!

Be a caterpillar!

Pretend to be a caterpillar!



A fat caterpillar is green!

Blue

(Sounds like "Who Did Swallow Jonah?" -shortened-)


Make a sign language B with your fingers as shown, and shake it back and forth as in the American Sign Language sign for blue.




B-L-U-E, that spells blue!

Show the ocean water with your hands, and then show the sky.

Make wavy water hands!



Touch the Sky!



Ocean blue! Sky blue, too!


Make a sign language B with your fingers as shown, and shake it back and forth as in the American Sign Language sign for blue.



B-L-U-E, that spells blue!

Make rain fall with your fingers!

Make rain fall!



Raindrop blue!

Purple

(Sounds like "Yankee Doodle")

Pull on each of your fingers, pretending to pick purple berries.


Pull Your Fingers And Pretend to Pick Berries!



P-U-R-P-L-E,

Pretend to spread jam on your hand with your finger.

Pretend to Spread Jam On Your Hand!



Like boysenberry jam!

Pull on each of your fingers, pretending to pick purple berries.


Pull Your Fingers And Pretend to Pick Berries!



P-U-R-P-L-E,

Point to somebody wearing purple!

Point!



As purple as a grape man!

Brown

(Sounds like "Jimmy Crack Corn")

Trace your brown eyebrow.


Trace Your Eyebrow!



B-R-O-W-N!

Shake your finger in time to the music, as if teaching someone something.


Pretend to write on your hand.



"Brown" is spelled just like this!

Trace your brown eyebrow.

Trace Your Eyebrow!




B-R-O-W-N!

Shake your finger. Then blow a kiss at someone after the word, "kiss!"



Blow a kiss!




As brown as a chocolate kiss!

Black

(Sounds like "Peer Gynt Suite")

Wave your hands around, as if you are trying to see in the dark.


Wave Hands Around
As If Trying To See
In The Dark!




B-L-A-C-K spells black!

Fly like a bat,
and then put on
a triangle hat.

Fly!




Put on a triangle hat!



Flying bat! Pointy hat!

Wave your hands around, as if you are trying to see in the dark.


Wave Hands Around
As If Trying To See
In The Dark!



Black as night without a light!

Wave your hands around, as if you are trying to see in the dark.

Wave Hands Around
As If Trying To See
In The Dark!



BLACK!



Shout, "Black,"
loudly, spreading
your fingers out
and trying to
scare someone.


B-L-A-C-K. BLACK!

White

(Sounds like "Mrs. White Had a Fright")

Pretend to make a snowball, and then rub your tummy on the word, "marshmallow."

Pretend to Make
A Snowball




Rub Your
Tummy!



White as snow! Marshmallow!

Pull on your shirt to show the color white, as in sign language for white.



Pull On Your Shirt!



W-H-I-T-E!

Pretend your a bear, and then point to your underwear!


Pretend You're
a Bear!



Polar bear! Underwear!

Pull on your shirt to show the color white, as in sign language for white.

Pull On Your Shirt!



W-H-I-T-E!

Gray

(Sounds like "Father's Whiskers")

Pretend you're an elephant and swing your trunk as shown.


Pretend you're an elephant!



Oh, the elephant is gray!



Wave Your Hands
In Front Of Your Eyes!

Wave your hands back and forth in front of your eyes as if you are trying to see through the gray fog.



It's G-R-A-Y, gray!


Eat cheese like a mouse! Then make a house with your hands.



Just like the mouse, inside my house,

Wave Your Hands
In Front Of Your Eyes!

Wave your hands back and forth in front of your eyes as if you are trying to see through the gray fog.




It's G-R-A-Y, gray!

Pink

(Sounds like "Ain't Gonna Rain No More")

Pinch Your Nose!


Pinch your nose,
because the pig stinks.



Pinky was a stinky pig,

Trace Your Lips!

Trace your pink lips
with your finger
when spelling the
word.




On the word, "pink,"
flip your hand for-
ward in an effemi-
nate way as shown.

P-I-N-K, pink!

Give Yourself
a Bath!



Pretend to give
yourself a bath!



And he needs a bath I think!

Trace Your Lips!

Trace your pink lips
with your finger
when spelling the
word.



On the word, "pink,"
flip your hand for-
ward in an effemi-
nate way as shown.

P-I-N-K, pink!

An

(Sounds like "Johnny Works With One Hammer")

As in the song, "Johnny Works With One Hammer," sit down on the floor and pound on one knee with one fist.

Hammer On
One Knee!



An is written A-N! A-N, A-N!

Add a second fist on your other knee.

Hammer On
Two Knees!



An is written A-N! An, an an!

Add in one foot, and keep your two fists going on your knees at the same time.

Hammer On Two Knees
And Add One Foot!



An is written A-N! A-N, A-N!

For the last verse, pound both hands on both knees, pound both feet on the ground, and throw your head back and forth at the same time!

Hammer On Two Knees,
Both Feet, and Your Head!




An is written A-N! An, an an!



At

(Sounds like "Sarasponda")

Pat your legs in time with the music. Then do the motion for Zoo-Phonics' Allie Alligator on the letter A and Timothy Tiger on the letter T, or make up your own.




Chomp like an alligator!





"At" is written, "at" is written with an A and then a T!

Continue as before!




Chomp like an alligator!




"At" is written, "at" is written with an A and then a T!

Touch your head, as if looking for your hat.

Touch your head!



Shake finger!






Shake your finger to indicate "No fooling me."

Oh, where's my hat? I don't know where it's at!

Do the motion for Allie Alligator and Timothy Tiger again for the letters A and T. Then shake the T position over and over again on the words, "At, at, at, at, at!"

Chomp like an alligator!





First an A and then a T! At, at, at, at, at!

Big




(By Heidi Butkus)

Act like a gorilla, putting one hand down on the word, "great" and the other down on the word, "gorilla." Then, monkey around more when you spell B-I-G!





I like a great big gorilla in a banana tree! B-I-G! B-I-G!

Thump your chest like a gorilla, and then scratch a flea like a gorilla. Then, monkey around as before when you spell B-I-G!





Thumping his chest and scratchin' a flea! B-I-G! B-I-G!

Hit a monkey pose as shown on each word, "Big," then shake your booty when you spell it. Wave the stinky smell away, then do the "B-I-G" dance again!



Because he's big, big! B-I-G! Stinky and big! B-I-G!

Hit a monkey pose as shown on each word, "Big," then shake your booty when you spell it. Wave the stinky smell away, then do the "B-I-G" dance again!




Because he's big, big! B-I-G! Stinky and big! B-I-G!

Do


(Sounds like "Skip To My Lou")

Put one hand out, and then the other as shown on "D" and "O.". Then shrug on "what" and let your shoulders drop on "do."




D-O! What should I do?

Put one hand out, and then the other as shown on "D" and "O.". Then shrug on "what" and let your shoulders drop on "do."



D-O! What should I do?

Put one hand out, and then the other as shown on "D" and "O.". Then shrug on "what" and let your shoulders drop on "do."



D-O! What should I do?

Brush away the stinky air!



My little dog went doo-doo!

Down


(Sounds like "The Ants Go Marching", Verse 1)

Pat the air down to the right in time to the music as shown. Then, point and crouch down each time you say, "Go down!"

Pat the Air Down!



Point Down!




D-O-W-N! Go down! Go down!

Pat the air down to the left in time to the music as shown. Then, point and crouch down each time you say, "Go down!"

Pat the Air Down!






Point Down!



D-O-W-N! Go down! Go down!


Pat the air down (facing the center) in time to the music as shown. Then, point to yourself and put hands out as shown on the words, "the end."

Pat the Air Down!



D-O-W-N! I can spell "down," and that's the end,
March In A Circle!


March around in a circle, crouching closer to the ground as you go!




And we all go marching down to the ground

March In A Circle!

Keep marching around in a circle, getting closer to the ground. Pat the ground on the words, "Boom, boom, boom!"



Pat the Floor,
Right, Left, Right!



To get out of the rain, boom, boom, boom!

Down


(Sounds like "The Ants Go Marching", Verse 2)

Pat the air down to the right in time to the music as shown. Then, point and crouch down each time you say, "Go down!"

Pat the Air Down!




Point Down!




D-O-W-N! Go down! Go down!

Pat the air down to the left in time to the music as shown. Then, point and crouch down each time you say, "Go down!"

Pat the Air Down!





Point Down!



D-O-W-N! Go down! Go down!


Pat the air down (facing the center) in time to the music as shown. Then, point to yourself on the word, "I."

Pat the Air Down!



D-O-W-N! I can spell "down,"

Jump and punch the air on the words, "The end!"




And that's THE END!

Has

(By Heidi Butkus)

Step together step
and push to the
right!


Step And Push To the Right!



First you make an H,

Step together step
and push to the
left!

Step And Push To the Left!



And then an A and then an S,

Jump and clap on
each word, "has."



And that is "has," "has," "has!"

Wiggle your hands
down as shown,
saying, "There is
no Z!"

Wiggle Your Hands Down!



There is no Z!


(repeat four times!)

In

(Sounds like "Michael Finnegan")

Sit down on the floor, cross legged. Then, pat your knees twice in time to the music, and then the floor twice in time to the music.

Pat Your Knees
Then Pat the Floor!




Optional: Pat your own legs twice, and then your neighbor's legs twice, so that each of your hands cross over to pat each other's legs.

I, then N. Can you spell "in" again?

Sit down on the floor, cross legged. Then, pat your knees twice in time to the music, and then the floor twice in time to the music.


Pat Your Knees
Then Pat the Floor!



I, then N. Can you spell "in" again?

Sit down on the floor, cross legged. Then, pat your knees twice in time to the music, and then the floor twice in time to the music.


Pat Your Knees
Then Pat the Floor!



I, then N. Can you spell "in" again?

Sit down on the floor, cross legged. Then, pat your knees twice in time to the music, and then the floor twice in time to the music.

Pat Your Knees
Then Pat the Floor!

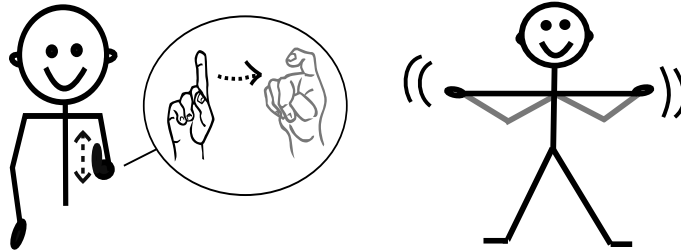


Take it out and put it in. Begin again!

It

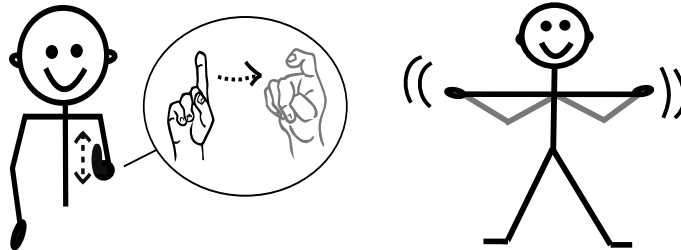
(Sounds like "There's a Hole in the Bottom of the Sea")

Do the motions for Zoo-Phonics' Inny Inchworm as shown for the letter I, and Timothy Tiger for the letter T, or make up your own.



"It" is spelled with an I and then a T!


Do the motions for Zoo-Phonics' Inny Inchworm as shown for the letter I, and Timothy Tiger for the letter T, or make up your own.



"It" is spelled with an I and then a T!

Pretend to smack a flea somewhere on your body, each time you say, "flea!"

Smack a Flea!

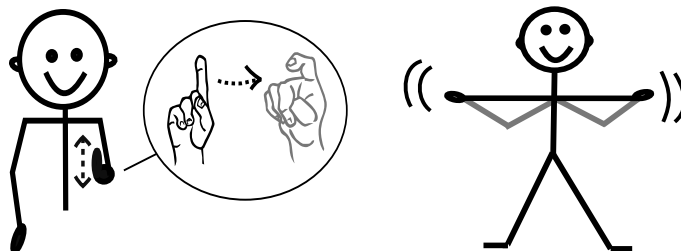


Smack a Flea!



It's a flea! It's a flea!

Do the motions for Zoo-Phonics' Inny Inchworm as shown for the letter I, and Timothy Tiger for the letter T, or make up your own.




"It" is spelled with an I and then a T!

No/Yes

(Sounds like "Reveille"; First Verse)

Shake your finger as if to say, "no," switching hands with each new sentence.


Shake finger on right hand, then left!



N-O, no, no, no! N-O, no, no, no!

Shake your finger as if to say, "no," switching hands with each new sentence.


Shake finger on right hand, then left!



N-O, no, no, no, no, no, no!

Shake your finger as if to say, "no," switching hands with each new sentence.


Shake finger on right hand, then left!



N-O, no, no, no! N-O, no, no, no!

Shake your finger as if to say, "no," switching hands with each new sentence.

Shake finger on right hand, then left!




N-O, no, no, no, no, no!

No/Yes

(Sounds like "Reveille"; Second Verse)


Flap your hands up and down
in time to the music, nodding
your head yes, as you go.

Flap Your Hands
Up and Down



Yes, yes, yes, yes, yes, yes!


Swim once for each letter.



First Y, then E, then S!


Flap your hands up and down
in time to the music, nodding
your head yes, as you go.

Flap Your Hands
Up and Down



Yes, yes, yes, yes, yes, yes!

Swim once for each letter.
Then, on the last word, pull
your hand down quickly and
say, "Yes!"



Pull Down and
Say, "Yes!"



First a Y, then an E, then an S. Yes!

Not

(Sounds like "I'm a Nut")

Shake your finger as if to say, "no."


Shake Finger From
Right to Left!



"Not" is written, N-O-T!

Twirl your fingers around
your ear as if to say,
"crazy!"


Twirl Both of
Your Fingers!



I am not a nut, you see!

Twirl your fingers around
your ear as before, but
switch directions.

Twirl Both of
Your Fingers!



I am not a nut, you see!

Shake your finger as if to
say, "no."

Shake Finger From
Right to Left!



"Not" is written, N-O-T!

Clap your hands on each of
the off beats (the rests)
after the letters, "N-O-T."




N-O-T! N-O-T! N-O-T, N-O-T, N-O-T!


Small

(Sounds like "I'm In the Lord's Army")

Point to yourself, and then show two little fingers that are very small.




Small



I am very small, S-M-A-L-L,


Now shrink a little bit more on each word, "small."

Get Smaller!




Small, S-M-A-L-L! Small, S-M-A-L-L!

Point to yourself, and then show two little fingers that are very small. Then run in place.



Small



Run!



I am very small, S-M-A-L-L, but I can out run you!

Run in place, and then give a salute.

Run!




Give a salute!



Run!




Give a salute!




I can out run you, yes sir! I can out run you, yes sir!

Point to yourself, and then show two little fingers that are very small. Then run in place.



Small



Run!




I am very small, S-M-A-L-L, but I can out run you!

This

(Sounds like "Three Jolly Fishermen")

Dance "PeeWee Herman Style," bouncing your fists in front of your hips twice and then in back of your fists twice.


Bounce Twice in Front
And Twice in Back!



Oh, "this" is spelled T-H-I-S!

Continue as before.

Bounce Twice in Front
And Twice in Back!



Oh, "this" is spelled T-H-I-S!

Point to somebody on each word, "This."


Point meone! Point meone!



This dog made a stinky mess!
This dog made a stinky mess!

Dance again as before.

Bounce Twice in Front
And Twice in Back!




Oh, "this" is spelled T-H-I-S!

Too

(Sounds like "Deep and Wide")


On the letter T, do the motion for Zoo-Phonics' Timothy Tiger, or make up your own. For each letter O, make an O with your hand. Then shake your finger.



T-O-O! T-O-O! There are way too many

Keep shaking your finger as before. Then do the twist on the "to, to, to, to's!"

Shake Finger From Right to Left!




Do the twist!



2's you know! To, to, to, to, to, to!

On the letter T, do the motion for Zoo-Phonics' Timothy Tiger, or make up your own. For each letter O, make an O with your hand.



T-O-O! T-O-O!

Shake your finger. Then pretend to give somebody something (as if they can have that thing "also.")

Shake Finger From Right to Left!



Give me a present!





That means "too much" and it means "also!"

Up

(Sounds like "B-rrrump Went the Little Green Frog")

Rub your eyes and open them up on the words, "Wake up." Then jump up high on the words, "up."



Open Your Eyes!



Wake up! Now you gotta get up, up, up!

Lift your shoulders up, first right and then left as you spell the word. Then, jump up on the word, "up."



Lift Your Shoulders Right Then Left!



U-P, now you gotta get up!



Lift your shoulders up, first right and then left as you spell the word. Then, jump up on the word, "up."

Lift Your Shoulders Right Then Left!



U-P, now you gotta get up, up, up!

Do the motion for Zoo-Phonics' UMBER Umbrella Bird for the letter U, or make up your own motion. For the letter P, do the motion for Zoo-Phonics' PeeWee Penguin, or make up your own motion.




First a U and then a P!

We


(Sounds like "One Bottle of Pop")

Do the motions as shown, putting hands left, right, down, then up.



We, W-E! We, W-E! We, W-E! We, W-E!


Do the motions as shown, putting hands left, right, down, then up.



We, W-E! We, W-E! We, W-E! We!

Swing your arms right and left and pat the air twice in time to the music.


Swing Your Arms and Pat the Air!



We like to do our homework, our homework,

Continue as before, and then shake your finger on "Then we can play!"

Swing Your Arms and Pat the Air!



We like to do our homework! Then we can play!

What


(Sounds like "What Did Delaware?")

Do the motions as shown. The shoulders fall on the last beat of the measure after the word, "do."


Roll Hands And Step Together
Step to the Left!





Whatcha



gonna



do?




W-H-A-T! What you gonna do?

Do the motions as shown. The shoulders fall on the last beat of the measure after the word, "do."


Roll Hands And Step Together
Step to the Right!





Whatcha



gonna



do?




W-H-A-T! What you gonna do?

Do the motions as shown. The shoulders fall on the last beat of the measure after the word, "do."


Roll Hands And Step Together
Step to the Left!





Whatcha



gonna



do?



W-H-A-T! What you gonna do?

Shake your finger side to side on "No matter what."
Shake your finger forward on "Don't you make a U!"

Shake Finger From
Right to Left!



Shake
finger!




No matter what, no matter what- don't you make a U!

Who


(By Heidi Butkus)

Swing your arms left and right as you spell the word. Then punch on each word, "Who!"

Swing Your Arms Left and Right!



Punch Left, Then Right!




W-H-O! Who! Who, who, who, who!

Swing your arms left and right as you spell the word. Then punch on each word, "Who!"

Swing Your Arms Left and Right!




Punch Left, Then Right!




W-H-O! Who! Who, who, who, who!

Swing your arms left and right as you spell the word. Then punch on each word, "Who!"

Swing Your Arms Left and Right!




Punch Left, Then Right!




W-H-O! Who! Who, who, who, who!

Swing your arms left and right as you spell the word. Then punch on each word, "Who!"

Swing Your Arms Left and Right!



Punch Left, Then Right!



W-H-O! Who! Who, who, who, who!

Capitals

(By Heidi Butkus)


Dance and sway
back and forth
in time to the
music.




A capital letter, that's what I need!

Do the motion for
Zoo-Phonics' Allie
Alligator for the
letter A and Bubba
Bear for the letter
B, or make up your
own.

Chomp like an alligator!




Reach up for the honey
and feed it to yourself.



Like a capital A, or a capital B!

Make your arms
get bigger and
bigger as
shown.


A great big letter that's what I need!




A great, big, letter, that's what I need!

Pretend to
write on your
hand. Then
swing your hips
back and forth
as you go, "Cha
cha cha!"

Pretend to write
on your hand.



Cha cha cha!




Whenever I start to write! Cha, cha, cha!

Spaces


(By Heidi Butkus)

Point your thumbs to yourself. Then clap on the two extra beats!



I need a space! (Clap, clap!)

Point your thumbs to yourself. Then clap on the two extra beats!




I need a space! (Clap, clap!)

Dance and sway to the music anyway you want.



I need a space between my words,

Point your thumbs to yourself. Then clap on the two extra beats!



I need a space! (Clap, clap!)