

**HEIDISONGS™**

**Sing-Along Songs that Teach!**

Little Songs  
for Language Arts,  
Seasonal Fun & Singalbe Books

Lyrics & Handmotions

P.O. Box 603, La Verne, CA 91750


Phone: (909) 331-2090 Fax: (909) 592-2110

[www.heidisongs.com](http://www.heidisongs.com) • ©2008 HeidiSongs

# Letters and Words


(Rig-A-Jig-Jig and Away We Go- Verse 1)

Wave your hands  
back and forth in  
time to the music..




Letters are the ABC's,

Wave your hands  
back and forth in  
time to the music..



ABC's, ABC's,




Wave your hands  
back and forth in  
time to the music..



Letters are the ABC's,

Form an Y with your  
hands over your head.

Form an X with your  
hands over your head.



Draw a Z in front of  
you with your finger.

Like X and Y and Z!

# Letters and Words

(Rig-A-Jig-Jig and Away We Go- Second Verse)



Start with hands out and then bounce them together in time to the music.



Clap hands on the word, "word."


Letters together can make a word,

Pull hands away each time you say, "make," and clap each time you say, "word."



Make a word, make a word,


Start with hands out and then bounce them together in time to the music.



Clap hands on the word, "word."

Letters together can make a word,

Open your hands as if you are reading a book.





A word that you can read!

# Letters and Words

(Rig-A-Jig-Jig and Away We Go- Verse 3)

Jump up and down  
in time to the  
music.




Jump is a word! Jump is a word!

Run in place in time  
to the music.



Run is a word! Run is a word!

Start with hands  
out and then  
bounce them to-  
gether in time to  
the music.



Clap hands on the  
word, "word."

Letters together can make a word,

Open your hands as  
if you are reading a  
book.



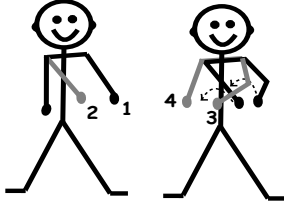
A word that you can read!

# The Sentence Song

(Down By The Station)

Starting with the left hand, lay your hands out one after another in a row.

Put them in a row!



Point to someone!


Point to someone on the word, "You."



## Here is a sentence. You can make a sentence!


Starting with the left hand, lay your hands out one after another in a row.

Put them in a row!



Keep laying your hands down one after another from left to right, the same direction as you read.

Keep putting them in a row!



## Put the words together all in a row!

Point to your head in time to the music.


Point to your head!



## And they always make sense when they stand together.

Open your hands as if reading a book.

Read a book!



Thumb a ride on the word, "Go."




## Read the sentence! Off we go!

# Brother Starts the Same As Bop


(For teaching syllable deletion; based on "The Dum-Dum Song"- verse 1)

Punch right and left in time to the music.




Brother starts the same as bop!

Punch left and right in time to the music.




Bop, bop, brother, brother, bop!

Punch right and left in time to the music.



Bop, bop, brother, brother, bop!

Punch left and right in time to the music.



Bop, bop, brother, brother, bop, bop, bop!

# Brother Starts the Same As Bop

(For teaching syllable deletion; based on "The Dum-Dum Song"- verse 2)

Push your right and then left hand out as if to say, "stop!" in time to the music.



## Sister starts the same as stop!

Push your left and then right hand out as if to say, "stop!" in time to the music.



## Stop, stop, sister, sister, stop!

Push your right and then left hand out as if to say, "stop!" in time to the music.



## Stop, stop, sister, sister, stop!

Push your left and then right hand out as if to say, "stop!" in time to the music.




## Stop, stop, sister, sister, stop, stop, stop!

# Brother Starts the Same As Bop

(For teaching syllable deletion; based on "The Dum-Dum Song"- verse 3)

Pretend to mop a floor, moving to the right.

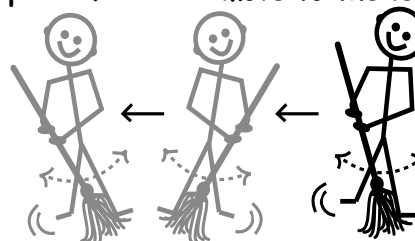
Mop the floor and move to the right!



## Mommy starts the same as mop!

Pretend to mop a floor, moving to the left.


Mop the floor and move to the left!



## Mop, mop, mommy, mommy, mop!

Pretend to mop a floor, moving to the right.

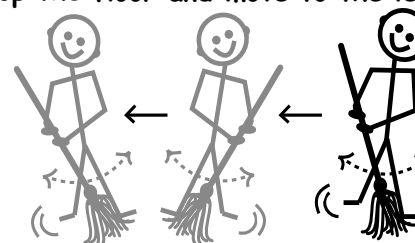
Mop the floor and move to the right!



## Mop, mop, mommy, mommy, mop!

Pretend to mop a floor, moving to the left.

Mop the floor and move to the left!




## Mop, mop, mommy, mommy, mop!



# Sound It Out

(By Heidi Butkus- Verse 1)

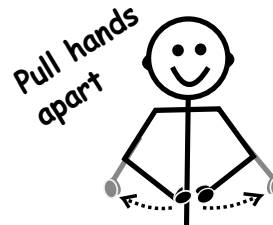
Put your hand to your right ear as if you are listening to something.



Put your hand to your left ear as if you are listening to something.

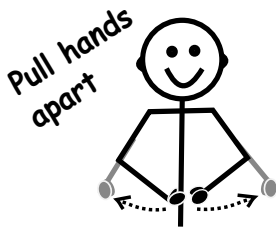
## How do you sound it out? How do you sound it out?

Put your hands around your mouth as if shouting.

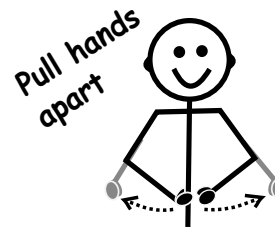


Pull your hands apart as if you are stretching out a long rubber band.

## Say all the sounds and then you drag 'em out!



Pull your hands apart as if you are stretching out a long rubber band.



Pull your hands apart as if you are stretching out a long rubber band.

/r/ /u/ /n/. /rrrrr/ /uuuuu/ /nnnnn/.

Run in place.



## Run! Run! Run, run, run!

# Sound It Out

(By Heidi Butkus- Verse 2)

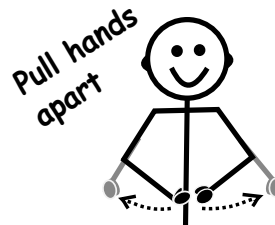

Put your hand to your right ear as if you are listening to something.



Put your hand to your left ear as if you are listening to something.

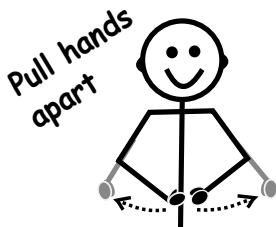
## How do you sound it out? How do you sound it out?

Put your hands around your mouth as if shouting.

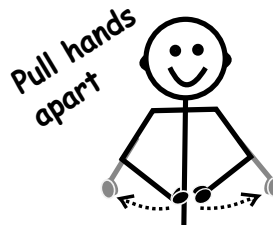


Pull your hands apart as if you are stretching out a long rubber band.

## Say all the sounds and then you drag 'em out!




Pull your hands apart as if you are stretching out a long rubber band.



Pull your hands apart as if you are stretching out a long rubber band.

/j/ /u/ /m/ /p/.     /j/ /uuuuu/ /mmmmm/ /p/ .

Jump up and down.



## Jump! Jump! Jump, jump, jump!

# Sound It Out

(By Heidi Butkus- Verse 3)

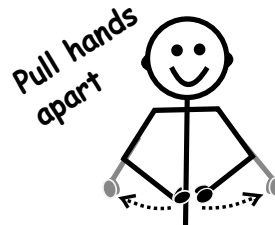

Put your hand to your right ear as if you are listening to something.



Put your hand to your left ear as if you are listening to something.

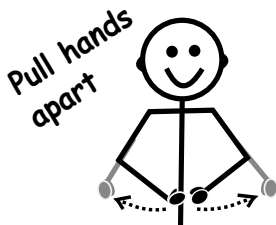
## How do you sound it out? How do you sound it out?

Put your hands around your mouth as if shouting.

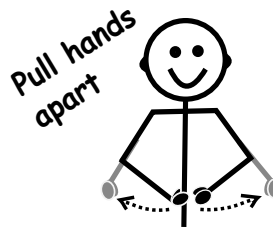


Pull your hands apart as if you are stretching out a long rubber band.

## Say all the sounds and then you drag 'em out!




Pull your hands apart as if you are stretching out a long rubber band.



Pull your hands apart as if you are stretching out a long rubber band.

/s/ /w/ /i/ /m/. /sssss/ /w/ /iiii/ /mmmm/.

Pretend to swim.




## Swim! Swim! Swim, swim, swim!

# Sound It Out

(By Heidi Butkus- Verse 4)

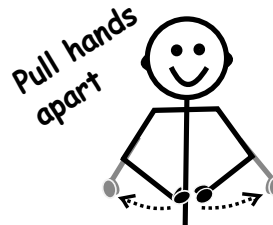
Put your hand to your right ear as if you are listening to something.



Put your hand to your left ear as if you are listening to something.

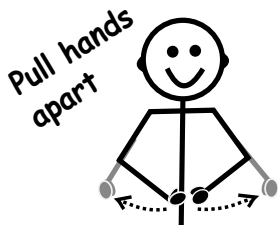
## How do you sound it out? How do you sound it out?

Put your hands around your mouth as if shouting.




Pull your hands apart as if you are stretching out a long rubber band.

## Say all the sounds and then you drag 'em out!



Pull your hands apart as if you are stretching out a long rubber band.



Pull your hands apart as if you are stretching out a long rubber band.

/f/ // /y/. /ffffff/ /lllll/ /yyyyy/ .

Pretend to fly.




## Fly! Fly! Fly, fly, fly!

# Touchdown Without Touch


(A Song For Syllable Deletion; by Heidi Butkus- Verse 1)

Put your hands up to show a touchdown, then touch your hand, and then point to the floor.



Touchdown without touch is down!

Put your hands up to show a touchdown, then touch your hand, and then point to the floor.





Touchdown without touch is down!

Touch your hand three times; then point to the floor three times.



Touch, touch, touch! Down, down, down!

Put your hands up to show a touchdown, then touch your hand, and then point to the floor.




Touchdown without touch is down!

# Touchdown Without Touch


(A Song For Syllable Deletion; by Heidi Butkus- Verse 2)

Put your hands up to show a touchdown, then touch your hand, and then point to the floor.




## Football without foot is ball!

Put your hands up to show a touchdown, then touch your hand, and then point to the floor.




## Football without foot is ball!

Touch your hand three times; then point to the floor three times.



## Foot, foot, foot! Ball, ball, ball!

Put your hands up to show a touchdown, then touch your hand, and then point to the floor.




## Football without foot is ball!

# Touchdown Without Touch

(A Song For Syllable Deletion; by Heidi Butkus- Verse 3)


Touch your pelvis on the word "under-pants." Pat your thighs on the word, "pants." Point under your legs on the word, "under."



Touch your legs!




Point under your legs!



Underpants without pants is under!


Touch your pelvis on the word "under-pants." Pat your thighs on the word, "pants." Point under your legs on the word, "under."



Touch your legs!




Point under your legs!



Underpants without pants is under!

Point under your legs three times, and pat your thighs three times.

Point under your legs!




Touch your legs!



Under, under, under! Pants, pants, pants!


Touch your pelvis on the word "under-pants." Pat your thighs on the word, "pants." Point under your legs on the word, "under."



Touch your legs!



Point under your legs!



Underpants without pants is under!

# Touchdown Without Touch

(A Song For Syllable Deletion; by Heidi Butkus- Verse 4)

Tiptoe to the right.




Tiptoe without tip is toe!

Tiptoe to the left.



Tiptoe without tip is toe!

Touch your fingertip and then point to your feet.



Tip, tip, tip! Toe, toe, toe!

Tiptoe to the right.



Tiptoe without tip is toe!



# Syllables


(Rig-A-Jig-Jig and Away We Go)

Push your hands to the right and step right in time to the music; then repeat to the left.



Syllables, syllables,

Count to four with your fingers.



Let's all count the parts of words!

Push your hands to the right and step right in time to the music; then repeat to the left.



Syllables, syllables,

Clap in time to the music.





Clap and count with me!

# Parts of a Story



(The Bear; Verse 1) (This is a "call and response" echo song.)  
*Echoes are in italics. Everyone sings the part in bold type.*

Point to yourself on the words, "The people are." Open your hands and put them next to your face on the words, "the characters."





**The people are** *(The people are)* **the characters** *(The characters)*

Point to yourself on the words, "The people are." Open your hands and put them next to your face on the words, "the characters."



**The people are** *(The people are)* **the characters** *(The characters)*

Point to yourself on the words, "The people are." Open your hands and put them next to your face on the words, "the characters."




**The people are the characters!**

Act like a dog, then a cat, and then a bird.

**Be a dog!**



**Be a cat!**




**Or even dogs or cats or birds!**

# Parts of a Story


(The Bear; Verse 2) (This is a "call and response" echo song.)  
*Echoes are in italics. Everyone sings the part in bold type.*

Put hands out as  
shown on the  
word, "setting."  
Point to the floor  
when you say,  
"Just where they  
are."




**The setting is** *(The setting is)* **just where they are** *(just where they are)*

Put hands out as  
shown on the  
word, "setting."  
Point to the floor  
when you say,  
"Just where they  
are."





**The setting is** *(The setting is)* **just where they are** *(just where they are)*

Put hands out as  
shown on the  
word, "setting."  
Point to the floor  
when you say,  
"Just where they  
are."



**The setting is just where they are!**

Make a point with  
your hands to show  
a rooftop on a  
house. Then pre-  
tend to drive a car.





**Like in their house or in their car!**

# Parts of a Story

(The Bear; Verse 3) (This is a "call and response" echo song.)  
*Echoes are in italics. Everyone sings the part in bold type.*



First show one finger for "the beginning is..." and then switch hands and show one finger for "what happened first."



**The beginning is** *(The beginning is)* **what happened first**

*(what happened first!)*



First show one finger for "the beginning is..." and then switch hands and show one finger for "what happened first."



**The beginning is** *(The beginning is)* **what happened first**


*(what happened first!)*

First show one finger for "the beginning is..." and then switch hands and show one finger for "what happened first."



**The beginning is what happened first,**

Pretend to open up a book to read.



**Open a book!**

**Like once upon a time there were....**

# Parts of a Story

(The Bear; Verse 4) (This is a "call and response" echo song.)  
*Echoes are in italics. Everyone sings the part in bold type.*

Bounce your hands together and clap on the word, "part."

**Bounce Hands Together and Clap!**



Snap fingers as if to say, "Darn!"


Snap your fingers as if to say, "Darn!" on the words, "the problem starts."



**The middle part** *(The middle part)* **the problems start** *(the problems start)*

Bounce your hands together and clap on the word, "part."

**Bounce Hands Together and Clap!**



Snap fingers as if to say, "Darn!"


Snap your fingers as if to say, "Darn!" on the words, "the problem starts."



**The middle part** *(The middle part)* **the problems start** *(the problems start)*

Bounce your hands together and clap on the word, "part."

**Bounce Hands Together and Clap!**




Snap fingers as if to say, "Darn!"

Snap your fingers as if to say, "Darn!" on the words, "the problem starts."



**The middle part, the problems start-**

Hold hands as shown.



Pretend you're a shark!





**Like when the fishies saw the shark.**

# Parts of a Story



(The Bear; Verse 5) (This is a "call and response" echo song.)  
*Echoes are in italics. Everyone sings the part in bold type.*

Take a bow to show, "the end."  
Put your hand over your eyes when you say, "Take a look."





**The end, the end!** (*The end, the end!*) **Just take a look!** (*Just take a look!*)

Pretend to open a book, and then close it again.





**At the last page** (*At the last page*) **and close the book!** (*and close the book!*)

Take a bow to show, "the end."  
Put your hand over your eyes when you say, "Take a look."



**The end, the end, just take a look**

Pretend to open a book, and then close it again.



**At the last page and close the book!**

# The Rhyme Song

(By Heidi Butkus; Verse 1)

This song can be made into a "Singable Book" that kids can make and read. The masters for the book is available at [HeidiSongs.com](http://HeidiSongs.com).

Pat your legs in time to the music.

Put your hand to your ear on the word, "Sound."



Rhyming words, they sound the same

Clap on the word, "middle" and on the words, "end, end, end!"



in the middle and at the end, end, end!

Put your hand to your ear on the word, "Sound." Clap on the word, "middle."



They sound the same in the middle

Clap each time you say, "end."



and at the end, end, end!

# The Rhyme Song


(By Heidi Butkus; Verse 2)

Pat your hands on  
your legs in time  
to the music.




Boat, Boat. Boat rhymes with coat!

Wave your hands  
back and forth in  
time to the music.




Boat, coat, boat, coat!

Pat your hands on  
your legs in time  
to the music.



House, house. House rhymes with mouse!

Wave your hands  
back and forth in  
time to the music.



House, mouse, house, mouse!



# The Rhyme Song


(By Heidi Butkus; Verse 3)

Pat your hands on  
your legs in time  
to the music.



Whale, whale. Whale rhymes with tail!

Wave your hands  
back and forth in  
time to the music.




Whale, tail, whale, tail!

Pat your hands on  
your legs in time  
to the music.



Cat, cat. Cat rhymes with bat.

Wave your hands  
back and forth in  
time to the music.



Cat, bat, cat, bat!

# The Rhyme Song


(By Heidi Butkus; Verse 4)

Pat your hands on  
your legs in time  
to the music.



Rug, rug. Rug rhymes with bug!

Wave your hands  
back and forth in  
time to the music.




Rug, bug, rug, bug!

Pat your hands on  
your legs in time  
to the music.



Nest, nest. Nest rhymes with vest!

Wave your hands  
back and forth in  
time to the music.



Nest, vest, nest, vest!

# The Rhyme Song


(By Heidi Butkus; Verse 5)

Pat your hands on  
your legs in time  
to the music.




Mop, mop. Mop rhymes with top!

Wave your hands  
back and forth in  
time to the music.




Mop, top, mop, top!

Pat your hands on  
your legs in time  
to the music.



Can, can. Can rhymes with fan.

Wave your hands  
back and forth in  
time to the music.



Can, fan, can, fan!

# The Rhyme Song

(By Heidi Butkus; Ending)

Pat your legs in  
time to the music.



Put your hand to  
your ear on the  
word, "Sound."




Rhyming words, they sound the same

Clap on the word,  
"middle" and on the  
word, "end."



in the middle and at the end.

Jump and punch the  
air on the words,  
"The end!"



The end!

# Just Read It


(Arkansas Traveler- Verse 1)

Pretend to be a dog and then a cat.

Be a dog!




Be a cat!



Just read it to the dog and to the cat!



Pretend to be a rat.

Be a rat!



You can even read it to the rat!

Put your hands out as shown to show one and then the other.



Just read it to your mom and to your dad-

Shake your finger.




And your brother just to make him mad!

# Just Read It

(Arkansas Traveler- Verse 2)

Pretend to talk on  
the phone.



Just read it to your grandma on the phone.


Point to someone

Stomp and point to  
someone on the  
word, "you."



You can even read it all alone!

Pretend to sleep and  
to drive a car.



Just read it in your bed and in the car.

Shake your finger.




Read it to your teacher and there you are!

# The Shape Song


(The More We Get Together- Verse 1)

Put your hands in a circle over head to show the sun, and rock back and forth in time to the music.




The sun is like a circle,

Continue rocking back and forth with your hands overhead like the sun.



A circle, a circle!

Hold your hand at your forehead to show that you are looking at something.



See the pretty circle sun

Point up to the sky.




up in the sky!

# The Shape Song

(The More We Get Together- Verse 2)

Put your hands out  
as if you are giving  
someone a present.

Give me a present!



A box is like a square,


Give me a present!

Give someone to the  
right a present, and  
then to the left.



A square, a square!


Hold your hand at  
your forehead to  
show that you are  
looking at some-  
thing.



See the pretty square box

Point up to the sky.

Point down!



with new toys inside.




# The Shape Song

(The More We Get Together- Verse 3)

Form a triangle point with your hands overhead and rock back and forth in time to the music.


Put on a triangle hat!



A hat can be a triangle,


Continue L-R rocking as before.

Put on a triangle hat!



Triangle, triangle!


Hold your hand at your forehead to show that you are looking at something.



See the pretty triangle,

Put on your triangle hat.

Put on a triangle hat!





Triangle hat!.

# The Shape Song


(The More We Get Together- Verse 4)

Point to a door on the word, "door." Then pretend to open the door on the word, "rectangle."




A door can be a rectangle,

Open the door each time you say the word, "rectangle."





Rectangle, rectangle!

Hold your hand at your forehead to show that you are looking at something.



See the pretty

Pretend to open the door on the word, "rectangle." Point to a door on the word, "that."




rectangle door just like that!

# The Shape Song


(The More We Get Together- Ending)

Make a circle over head on the word, "circle." Pretend to put on a triangle hat on the word, "triangle."

Make a circle!




Put on a triangle hat!



A circle, a triangle,


Pretend to give someone a present on the word, "square." Open the door when you say the word, "rectangle."

Give me a present!




Square and a rectangle!

Hold your hand at your forehead to show that you are looking at something.



See the pretty shapes

Pretend to open the door on the word, "rectangle." Point to a door on the word, "that."



you can find everywhere!

# Our School Farm

(By Heidi Butkus)

Put your hands up by your ears to show the droopy ears on a sheep.

Pretend to be a sheep!



Beep, beep!



Pretend to honk a horn on the words, "beep, beep!"


## Sheep in a jeep that goes, "beep, beep!"

Pretend to fly like a chick.




## Chicks that hatch in a pumpkin patch!

Pretend to brush mud off of yourself, like a pig in the mud.



Make Chewing Motions



Pretend to chew your cud like a cow.

## Pigs in the mud, and cows chewing cud!

Gallop like a horse.




## Horses in the barn at our school farm!

# The Halloween Song

(Traditional, with words adapted by Heidi Butkus; Verse 1)


Show one finger.



Jump up and down continuously.


One little jack-o-lantern hopping up and down,

Jump up and down continuously.



Hopping up and down, hopping up and down,


Show one finger.



Jump up and down continuously.

One little jack-o-lantern hopping up and down,

Put hands out as shown.



For this is Halloween!


# The Halloween Song

(Traditional, with words adapted by Heidi Butkus; Verse 2)

Show two fingers.



Fly!




Pretend to fly like an owl.

Two brown owls flying through the night,

Pretend to fly like an owl.

Fly!




Flying through the night, flying through the night!

Show two fingers.




Fly!



Pretend to fly like an owl.

Two brown owls flying through the night,

Put hands out as shown.




For this is Halloween!

# The Halloween Song

(Traditional, with words adapted by Heidi Butkus; Verse 3)



Show three fingers.



Pretend to knock on a door, while walking to the right.


## Three trick-or-treaters knocking on the door,

Pretend to knock on a door, while walking to the left, then right.



## Knocking on the door, knocking on the door,


Show three fingers.



Pretend to knock on a door, while walking to the left.

## Three trick-or-treaters knocking on the door,

Put hands out as shown.



## For this is Halloween!


# The Halloween Song

(Traditional, with words adapted by Heidi Butkus; Verse 4)

Show four fingers.



Peek around the fence!




Pretend to peek around a fence, leaning to your right.


## Four black cats peeking around the fence,

Pretend to peek around a fence, leaning to your left.

Peek around the fence!



Peek around the fence!




Pretend to peek around a fence, leaning to your right.

## Knocking on the door, knocking on the door,

Show four fingers.




Peek around the fence!



Pretend to peek around a fence, leaning to your left.

## Four black cats peeking around the fence,

Put hands out as shown.



## For this is Halloween!



# The Halloween Song

(Traditional, with words adapted by Heidi Butkus; Verse 5)

Show five fingers.



Pretend to fly like a bat.

Five black bats flying through the night,

Pretend to fly like a bat.



Flying through the night, flying through the night,


Show five fingers.



Pretend to fly like a bat.

Five black bats flying through the night,

Put hands out as shown.




For this is Halloween! Boo!

# Dinner's Ready

(By Heidi Butkus; Verses 1 & 2)


Point to your watch to say that it is time. Shake your finger to on the words, "Don't be late."

Point to your watch!



Dinner's ready. Don't be late!


Rub your tummy to show that the food is yummy.



Mashed potatoes on a plate!


Point to your watch to say that it is time. Shake your finger to on the words, "Don't be late."

Point to your watch!



Dinner's ready. Don't be late!

Rub your tummy to show that the food is yummy.




Green beans on a plate!

# Dinner's Ready

(By Heidi Butkus; Verses 3 & 4)


Point to your watch to say that it is time. Shake your finger to on the words, "Don't be late."

Point to your watch!



Dinner's ready. Don't be late!


Rub your tummy to show that the food is yummy.



Roasted turkey on a plate!


Point to your watch to say that it is time. Shake your finger to on the words, "Don't be late."

Point to your watch!



Dinner's ready. Don't be late!

Rub your tummy to show that the food is yummy.





Pumpkin pie on a plate!

# Christmas Countdown 20-10

(Up On the Housetop; Verse 1)


Hold your hands out as shown. Then put your hand over your eyes as if you are looking at something.



Now it is Christmas and I see,

Pretend to screw in some light bulbs on a tree.


Pretend to screw in a light bulb!



Twenty lights up on the tree!

Show how snowflakes fall with your hands as shown.


Make snowflakes fall!



Nineteen snowflakes soft and white

Pretend to hang ornaments on a tree.

Pretend to hang ornaments on a tree!





Eighteen ornaments round and bright!

# Christmas Countdown 20-10

(Up On the Housetop; Chorus)



Hold your tummy like fat Santa when he says, "Ho, ho, ho!"



Hold your hands out as shown.

Ho, ho, ho! Who wouldn't go?


Hold your tummy like fat Santa when he says, "Ho, ho, ho!"




Hold your hands out as shown.

Ho, ho, ho! Who wouldn't go?

Put hands up on the word, "Up."




Snap your fingers!!



Up on the housetop, click, click, click!

Point down on the word, "down."



Hold your tummy like fat Santa when he says, "Ho, ho, ho!"

Down through the chimney with old St. Nick!

# Christmas Countdown 20-10

(Up On the Housetop; Verse 2)

Hold your hand at your ear as if listening to something.




Hear seventeen bells go ding, dong!

Put your hands around your mouth as if you are shouting something.




Sixteen songs to sing along!

Show how snowflakes fall with your hands as shown.



Fifteen chimneys on my street!

Pretend to hang ornaments on a tree.





Fourteen cookies we can eat!

# Christmas Countdown 20-10

(Up On the Housetop; Chorus)



Hold your tummy like fat Santa when he says, "Ho, ho, ho!"



Hold your hands out as shown.

Ho, ho, ho! Who wouldn't go?


Hold your tummy like fat Santa when he says, "Ho, ho, ho!"




Hold your hands out as shown.

Ho, ho, ho! Who wouldn't go?

Put hands up on the word, "Up."





Snap your fingers!!



Up on the housetop, click, click, click!

Point down on the word, "down."



Hold your tummy like fat Santa when he says, "Ho, ho, ho!"


Down through the chimney with old St. Nick!

# Christmas Countdown 20-10

(Up On the Housetop; Verse 3)

Wiggle your fingers  
in the air like the  
stars are sparkling  
in the sky.


Wiggle Your Fingers!



Thirteen bright stars in the sky,


Put your hands up on  
your head as rein-  
deer antlers.

Be a reindeer!



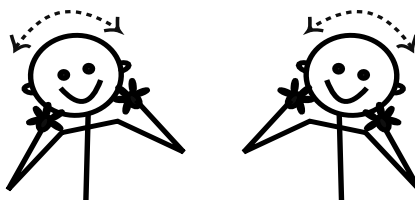
Twelve brown reindeer want to fly!

Make a triangle tree  
as shown.



Eleven trees to decorate!

Hold your hands  
in front of your  
face and bob your  
head back and  
forth as shown.



Ten happy children just can't wait!



(Repeat chorus)



# Let's Build a Snowman

(Traditional words adapted by Heidi Butkus)


Show your round snowman body. Then hold your hands in front of head as shown.



First comes the body; then comes the head!

Put your hands up as shown to pretend you are wearing a tall stovepipe hat.


Show me a tall hat!




Pretend to throw a scarf around your neck.

A stovepipe hat and a scarf of red!

Put your hands around your eyes.



Point to your nose.



Pebbles for eyes and a carrot nose,

Point to your mouth and bop your head left and right.




Rocks for the mouth in two short rows!


# Let's Build a Snowman

(Continued)

Put your hand up over your eyes as if you are looking for someone. Then pretend to show how snow falls.




Make snowflakes fall!



## Look all around at the snow in the air!

Point to someone on the word, "you." Then hold hands as shown.

Point to someone!



## You can build snowmen everywhere!


# Look Out, Fishies!

(By Heidi Butkus; Verses 1 & 2)


Hold hands by your face with your fingers open, as if frightened.

Then flip hands up each time you say, "Look out!"

Oh, no!




Look out!




## Oh, no, little fishie! Look out, look out!

Point to yourself.



Swim like a whale!




Put your hands together like the tail fin on a whale and pretend to swim.

## I see a whale swimming about!


Hold hands by your face with your fingers open, as if frightened.

Then flip hands up each time you say, "Look out!"

Oh, no!




Look out!




## Oh, no, little fishie! Look out, look out!

Point to yourself.



Swim!



Swim like a manta ray.


## I see a manta ray swimming about!

# Look Out, Fishies!


(By Heidi Butkus; Verses 3 & 4)

Hold hands by your face with your fingers open, as if frightened. Then flip hands up each time you say, "Look out!"

Oh, no!





Look out!



Oh, no, little fishie! Look out, look out!

Point to yourself.



Wiggle like an octopus.


I see an octopus swimming about!

Hold hands by your face with your fingers open, as if frightened. Then flip hands up each time you say, "Look out!"

Oh, no!




Look out!



Oh, no, little fishie! Look out, look out!

Point to yourself.



Swim like a seahorse!



Pretend to swim like a sea horse.


I see a sea horse swimming about!

# Look Out, Fishies!


(By Heidi Butkus; Verses 5 & 6)

Hold hands by your face with your fingers open, as if frightened. Then flip hands up each time you say, "Look out!"

Oh, no!





Look out!



Oh, no, little fishie! Look out, look out!

Point to yourself.




Walk like a starfish.


I see a starfish swimming about!

Hold hands by your face with your fingers open, as if frightened. Then flip hands up each time you say, "Look out!"

Oh, no!





Look out!



Oh, no, little fishie! Look out, look out!

Point to yourself.



Wiggle like a jellyfish.


I see a jellyfish swimming about!

# Look Out, Fishies!


(By Heidi Butkus; Verses 5 & 6)

Hold hands by your face with your fingers open, as if frightened. Then flip hands up each time you say, "Look out!"

Oh, no!




Look out!



Oh, no, little fishie! Look out, look out!

Point to yourself.




Blow cheeks out like a puffer fish, and make fingers into spikes.


I see a puffer fish swimming about!

Hold hands by your face with your fingers open, as if frightened. Then flip hands up each time you say, "Look out!"

Oh, no!




Look out!




Oh, no, little fishie! Look out, look out!

Point to yourself.



Pretend you're a shark!



I see a shark swimming about!


# Addition Doubles

(Army Chant Song; Verse 1)



Clap your hands and touch your shoe! (*echo*)

Show one finger on  
each hand, and then  
show two fingers on  
one hand.



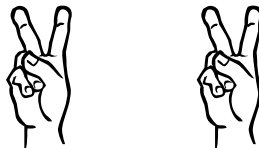
One plus one equal two! (*echo*)

Pat Your Knees!



Slap your knees and pat the floor! (*echo*)

Show two fingers on  
both hands, and  
then four fingers on  
one hand.



Two plus two equals four! (*echo*)

# Addition Doubles

(Army Chant Song; Chorus)

Put your hands  
around your mouth  
as if shouting.  
Then show the  
correct amount of  
fingers.



Sound off! (*One, two!*)

Put your hands  
around your mouth  
as if shouting. Then  
show the correct  
amount of fingers.



Sound off! (*Three, four!*)

Put your hands  
around your mouth  
as if shouting.



Sound off, sound off,

Show the correct  
amount of fingers.




One, two- **THREE FOUR!**



# Addition Doubles

(Army Chant Song; Verse 2)



Punch and punch and do some kicks! (echo)

Show the correct amount of fingers.



Three plus three equals six! (echo)



Run to school, don't be late! (echo)

Show the correct amount of fingers.



Four plus four equals eight! (echo)

(Repeat chorus)

# Addition Doubles

(Army Chant Song; Verse 3)

Point to your watch!



Time for recess once again! (*echo*)

Show the correct amount of fingers.



Five plus five equals ten! (*echo*)



Don't you tattle, don't you tell! (*echo*)

Show the correct amount of fingers. I usually show twelve by showing a one and a two (with an explanation to the children, of course!)



Six plus six equals twelve! (*echo*)

(Repeat chorus)

# The Zoo Song

(By Heidi Butkus; Verse 1)

Fly like a parrot.



One pretty parrot sat in the trees!

Pretend you're  
a monkey!

Pretend you are a  
monkey!



One silly monkey hung from his knees!

Pretend you're  
an elephant!

Pretend you're an  
elephant by swinging  
your trunk back and  
forth.



One big elephant living at the zoo,

Pretend you're  
an elephant!

Continue as before.



The zoo-dilly, zoo-dilly, zoo-dilly, zoo!

# The Zoo Song

(By Heidi Butkus; Verse 2)

Run in place.



One spotted leopard that ran so fast!


Pretend to sleep.



One old lion slept on the grass!

Pretend you're a tiger!


Pretend You're a Tiger!



One striped tiger was living at the zoo,

Continue as before.

Pretend You're a Tiger!




The zoo-dilly, zoo-dilly, zoo-dilly, zoo!

# The Zoo Song

(By Heidi Butkus; Verse 3)


Pretend you're an alligator; then pretend to sleep.

**Chomp like an alligator!**




One mad crocodile tried to sleep!

Pretend to be a big fat hippo.




One fat hippo in mud so deep!

Gallop like a horse (with stripes!)



One striped zebra was living at the zoo,

Continue as before.



The zoo-dilly, zoo-dilly, zoo-dilly, zoo!

# The Zoo Song

(By Heidi Butkus; Verse 3)

Walk like a giraffe.


Walk Like a Giraffe!



One giraffe standing up so high!

Stand on one leg like a flamingo.

Stand like a flamingo!



One flamingo that would not fly!


Pretend to be a snake.



One big boa was living at the zoo,

Snake around!

Continue snaking around.




The zoo-dilly, zoo-dilly, zoo-dilly, zoo!

# Fall

(By Heidi Butkus)


Pretend that leaves are falling as shown.

Make leaves fall!



Fall is when the leaves fall down,


Point to the different colored leaves.



Red and yellow, green and brown!

Shiver with the cold.


Shiver!



Days are colder; nights are too!

Pretend to throw a football.

Throw something!



Time to play football with you!

# Fall


(Continued)

Kick a ball.



Soccer balls are bouncing around,

Knock on a door.



Trick or treat all over town!

Shake your finger.



Back in school now every day,

Flap your wings like  
a turkey.



Turkey on Thanksgiving Day!




# Winter

(By Heidi Butkus)

Shiver in the cold.


**Shiver!**



It's winter time, It's winter time!

Point outside.


**Point!**





There's snow outside to play in!

Pretend to put on  
some mittens.

**Put on a jacket!**




**Touch your head!**



Touch your head on  
the word, "hat." and  
show your hands on  
the word, "mittens."

I have to wear my jacket and my fuzzy hat and mittens!

Show a snowman's  
fat tummy!



**Throw something!**



Pretend to throw a  
snowball.

Let's all build a snowman, and have a snowball fight!

Take a drink.




And then we'll come inside and  
have some hot chocolate tonight!

# Spring

(By Heidi Butkus)



Cross your arms in front of your chest and rock back and forth, as if you love something.



I love spring! I love spring!

Make a flower grow!

Pretend to make a flower grow.



Hold your hands around your mouth as if you are singing.

Flowers bloom and children sing!

Hold your hands out as if holding an egg. Make the egg pop open.


Show me an egg.



Baby birds pop out of eggs!

Touch the floor, and then stand up with wobbly legs.

Touch the floor




Fawns stand up on wobbly legs!

# Spring

(Continued)

Show how rain falls.


**Make rain fall!**



Rain comes down,

Pretend that grass is growing as shown.


**Make grass grow!**



Grass is green!

Hug yourself as shown.

**Love!**




I love spring! Yes, I love spring!

# Summer

(By Heidi Butkus)

Fan yourself each  
time you say,  
"hot!"


Fan yourself!



Summer is hot! Hot, hot, hot!

Fan yourself each  
time you say,  
"hot!"


Fan yourself!



Summer is hot! Hot, hot, hot!

Pretend to swim.


Swim!



We go to the beach and play in the sun,

Pretend to ride a  
bike.

Ride a bike!



We ride our bikes and skate for fun!

# Summer

(Continued)


Run in place.



We go to the park and play a lot.

Fan yourself each  
time you say,  
"hot!"

Fan yourself!



'Cause summer is hot. Hot, hot, hot!