

Funny Font Alphabet Sort

© 2014 Heidi Butkus www.heidisongs.com

The purpose of this activity is to help young children in Preschool, Pre-K, or Kindergarten learn to recognize the letters of the alphabet, even if they are printed in unfamiliar fonts.







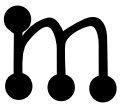
To get started, simply copy these letters onto card stock paper and then cut them apart. (I apologize that they are not in alphabetical order!) My students also needed a line drawn on the bottom of each letter card to help them know which side is up, so I recommend that you do this, too.

For more information, please see Heidi's blog post at

<http://www.heidisongs.com/blog/2014/08/funny-font-alphabet-sort-freebie.html>




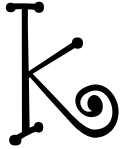



a	ɑ	ɑ	ɑ
ɑ	a	ɑ	a
g	g	g̃	g̃
g	g	g	g
t	t	t	†
t	t̃	†	t̃

W		w	W
w		w	w
d		d	d
d		d	
m	m	m	m
		m	m

b	b	b	b
b	b	b	b
y	y	y	y
y	y	y	y
q	q	q	q
q	q	q	q

n	n	n̈	n
n	n	n	n
r	r	r	r
r	r	r	r
O	O	O	O
O	O	O	O

u	u	u	u
u	u	u	u
c	c	c	c
c	c	c	c
f	f	f	f
f	f	f	f

k		K	K
K	k	k	
l		l	l
			l
	e	e	e
e		e	e

p	p	P	p
p	p	p	p
h	h	h	h
h	h	h	h
Z	Z	Z	Z
Z	Z	Z	Z

j	z	z	z
z	j	j	j
i	i	i	i
i	i	i	i
X	X	X	X
x	x	x	x

<i>S</i>	<i>S</i>	<i>S</i>	<i>S</i>
<i>s</i>	<i>S</i>	<i>s</i>	<i>s</i>
<i>h</i>	<i>h</i>	<i>h</i>	<i>h</i>
<i>h</i>	<i>h</i>	<i>h</i>	<i>h</i>