


Flexible Seating Rules

1. Choose a "Smart Seat" that helps you do your BEST work!




2. Use each seat the right way.


3. If you wish to sit by a friend, you must be working QUIETLY.




4. If a spot is not working for you, MOVE so that you can do your BEST!



5. Put your supplies away when you're finished.



6. Flexible Seating is a privilege. The teacher can move anyone at any time.



The best seat is the one where you WORK the best!

Flexible Seating

1. Choose a "Smart Seat" that helps you do your BEST work.
2. Use each seat the right way.
3. If you wish to sit by a friend, you must be working on a project together.
4. If a spot is not working, move to another spot.


Learning Rules

eat" that
EST work!



right way.

y a friend,
QUIETLY.



king for you,



MOVE so that you can

5. Put your supplies away
you're finished.

6. Flexible Seating is a
The teacher can move
at any time.


.....

The best seat is the one where you

do your BEST!



way when



privilege.
ve anyone



WORK the best!

