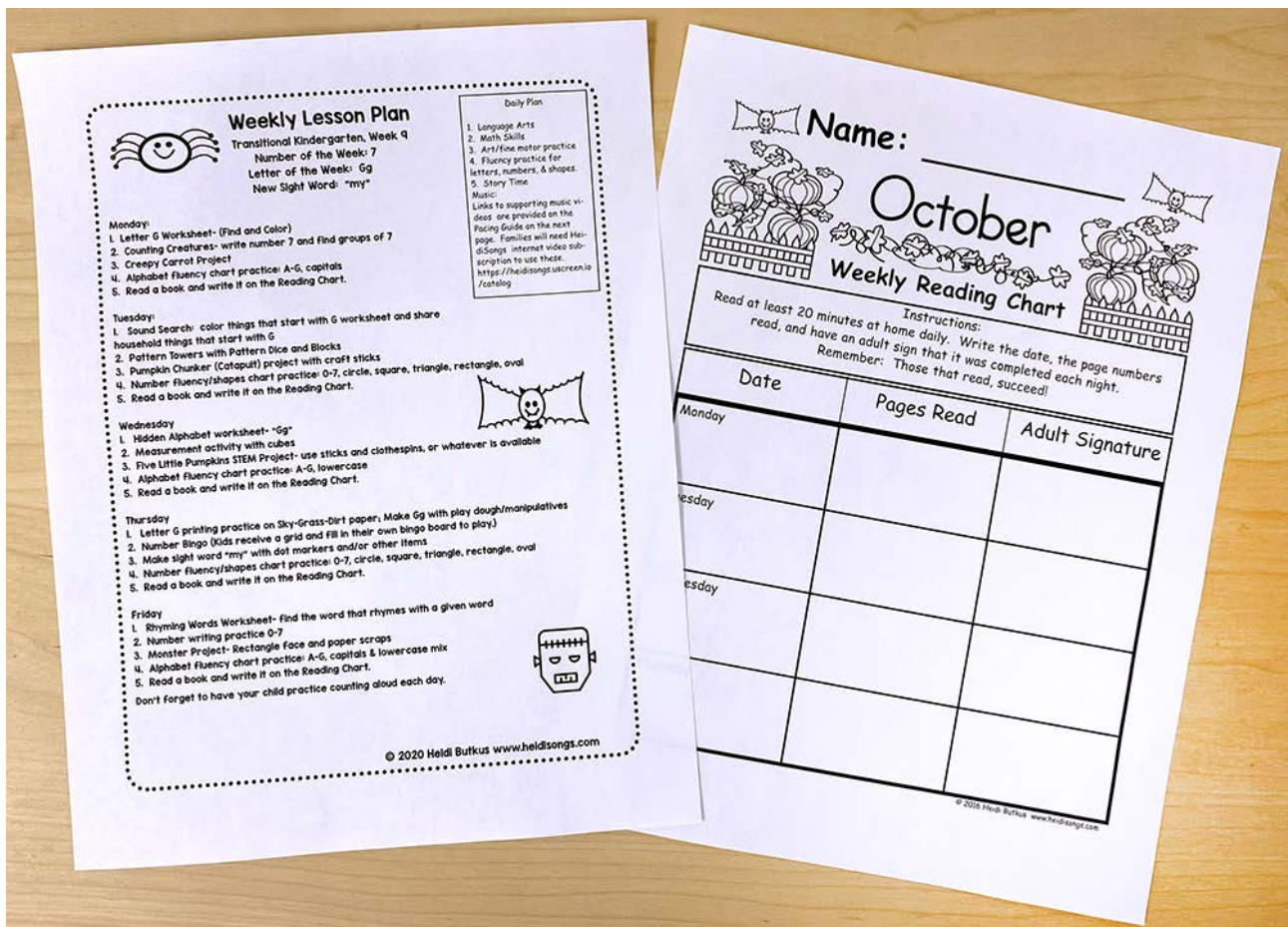


Fall Trimester


Week 9



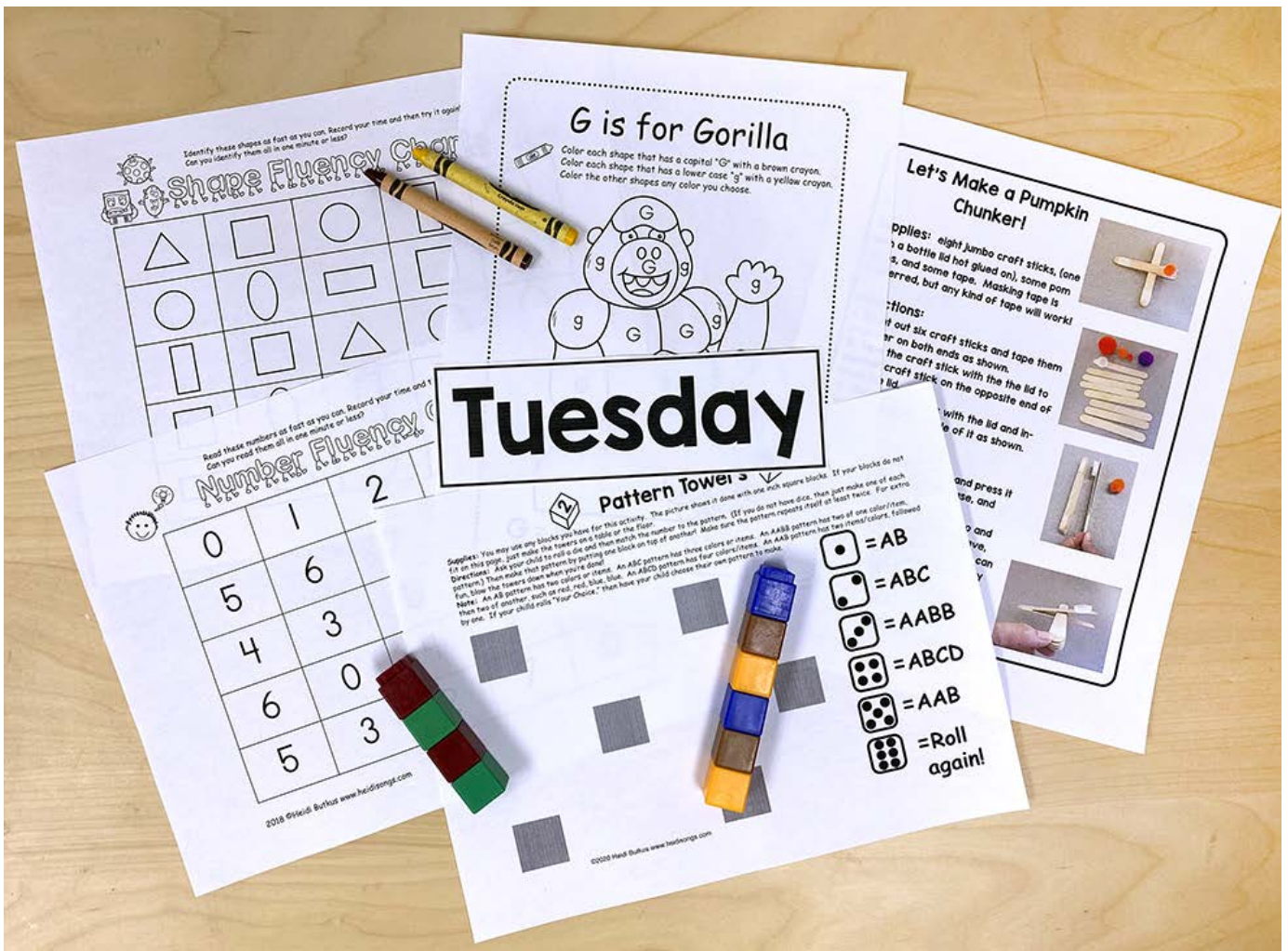
1. Weekly Lesson Plan

2. Weekly Reading Chart


3. Follow along on HeidiSongs Uscreen



1. Letter G Worksheet - Find and Color
2. Counting Creatures - write number 7 and find groups of 7
3. Creepy Carrot Project
4. Alphabet fluency chart practice: A-G, Capitals
5. Read a book and write it on the reading chart




1. Sound Search: find and color things that start with G worksheet
2. Pattern Towers with Pattern Dice and Blocks
3. Pumpkin Chunker (catapult) project with craft sticks
4. Number fluency & Shape fluency chart practice: 0-7, circle/square/triangle/rectangle/oval
5. Read a book and write it on the reading chart



1. Hidden Alphabet Worksheet - GG
2. Measuring activity with cubes
3. Five Little Pumpkins STEM Project - Use sticks and clothespins, or whatever is available!
4. Alphabet fluency chart practice: A-G, Lowercase
5. Read a book and write it on the reading chart



1. Letter G practice on Sky-Grass-Dirt paper
2. Number Bingo (Kids receive a grid and fill in their own bingo board to play)
3. Make sight word "my" with dot markers
4. Number fluency & Shape fluency chart practice: 0-7, circle/square/triangle/rectangle/oval
5. Read a book and write it on the reading chart



Friday

1. Rhyming Words Worksheet
2. Number writing practice 0-7
3. Monster art craft - rectangle face with paper scraps
4. Alphabet fluency chart practice: A-G, capital & lowercase mixed
5. Read a book and write it on the reading chart