

Erase, Write or Trace a Rhyming LETTER!

by Heidi Butkus and Friends*


*A Special thanks to my many HeidiSongs Facebook Fans that contributed in brainstorming for this project!



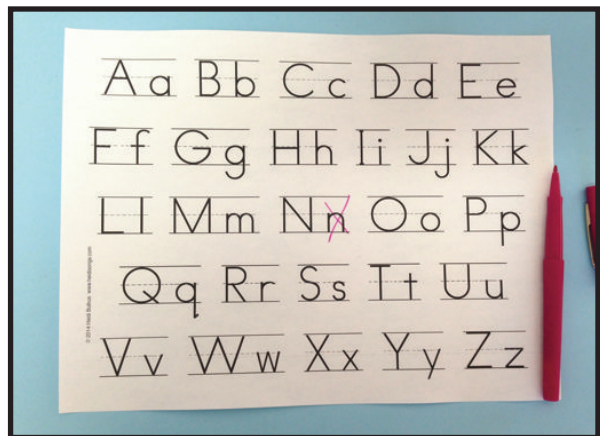
An *IGUANA* and an *INSECT* were walking by. Now erase the capital _____.



The *FROG* and the *FLAMINGO* had a friend named "Jeff." Now write the capital _____.



The *GOOSE* and the *GANDER* both hurt their knee. Now trace the lower case _____.



NANCY NURSE went to find a pen. Now cross out the lower case _____.

Erase, Write or Trace a Rhyming LETTER!

by Heidi Butkus and Friends*

*A Special thanks to my many HeidiSongs Facebook Fans that contributed in brainstorming for this project!

Preparation:

For the Erase-a-Rhyme game, the teacher writes the alphabet on a dry erase board at the front of the room. You may choose to write either lower case or capital letters, or both, depending upon the needs of your class.

How to Play: The teacher then reads a rhyme for one of the letters, *emphasizing the beginning sounds of the words written in capital letters.* (I recommend mixing up the letters so that you are **not** calling them off in alphabetical order!) The children are told to listen carefully to the beginning sounds of the words that the teacher is emphasizing, and then guess the rhyming letter. Children raise their hand to erase to guess the letter, and if they guess correctly, may come up to the front and erase that letter on the dry erase board.



The RACCOON and RAT got stuck in the car. Now erase the capital _____.

Game Variations:

The game can also be played as a Write (or TRACE)-a-Rhyming Letter game. In this case, the teacher would read the rhyme, still emphasizing the beginning sounds of the capitalized words. The children would guess the letter that the clue is referring to, and then write or trace the letter on their own personal white boards or papers. There is no need to write the alphabet on a white board ahead of time to prepare for this game variation. A traceable alphabet paper is included for your use for this game.

The game can also be played as a Cross Out-a-Rhyming Letter game. In this case, the children would be given a paper with all of the letters on it, and they would need to find the correct letter to cross out as the teacher calls out the clues. I have included a copy of the alphabet from A-Z for this purpose, just in case you want to try that!

NOTE: The letter given at the beginning of each line is there for the teacher to know the answer. DON'T SAY THE LETTER WHEN YOU READ THE RHYME! LET THE CHILDREN GUESS WHAT LETTER YOU ARE TALKING ABOUT BY USING THE BEGINNING SOUNDS OF THE WORDS WRITTEN IN CAPITAL LETTERS AND THEIR KNOWLEDGE OF RHYMING WORDS.

Erase, Write or Trace a Rhyming LETTER!

by Heidi Butkus and Friends*

*A Special thanks to my many HeidiSongs Facebook Fans that contributed in brainstorming for this project!

Reminder: Do NOT read the letter at the beginning of each clue!

A: The ANT and the ALLIGATOR played in the bay. Now erase the capital ____.
ADAM ANT went on a picnic you say. Now erase the lower case ____.


B: I spy a BALLOON and a BALL in a tree. Now erase the capital ____.
The BROWN BABY BABOON is running free, now erase the lower case ____.

C: I just saw a really COOL COW drinking tea. Now erase the capital ____.
The CAT chasing a CANARY raced by the tree. Now erase the lower case ____.

D: The DOG and the DUCK walked by the sea. Now erase the capital ____.
DAD and gave DAVID a pat on the knee. Now erase the lower case ____.

E: The ELEPHANT and EMU ran from the bee. Now erase the capital ____.
The ELEPHANT had his EGGS with a cup of tea. Now erase the lower case ____.

F: The FROG and the FLAMINGO had a friend named "Jeff." Now erase the capital ____.
The FOOTBALL FLEW and hit the ref, now erase the lower case ____.



An IGUANA and an INSECT were walking by. Now erase the capital ____.

G: The GOAT unlocked the GATE with a key. Now erase the capital ____.
The GOOSE and the GANDER both hurt their knee. Now erase the lower case ____.

H: The HORSE with the HAT walked across the stage: Now erase the capital ____.
A HAUNTED HOUSE was up in space. Erase the lower case ____.

I: An IGUANA and an INSECT were walking by. Now erase the capital _____.
INNY INCHWORM put on a tie. Now erase the lower case _____.

J: The JAGUAR ate some JELLO down at the bay. Now erase the capital _____.
JOHNNY JUMPED to JUPITER which is far away. Now erase the lower case _____.

K: The KITTEN and the KOALA like to play. Now erase the capital _____.
A KANGAROO had a KITE that got away. Now erase the lower case _____.

L: The LION LEAPED when he heard the bell! Now erase the capital _____.
The LADYBUG was on the LEAF, but she fell. Time to erase the lower case _____.

M: I saw a MONGOOSE and a MONKEY with a flower stem. Now erase the capital _____.
The MOUSE saw the MOON and smiled at them. Now erase the lower case _____.


N: The NEXT door NEIGHBORS are raising a hen. Now erase the capital _____.
NANCY NURSE went to find a pen. Now erase the lower case _____.

O: The OSTRICH and the OCTOPUS wrapped presents with a bow. Now erase the capital _____.
Two ODD OBJECTS began to glow. Erase the lower case _____.

P: PENGUINS and PELICANS are birds you may see. Now erase the capital _____.
PRINCE PETER PROPOSED TO PRINCESS Marie. Now erase the lower case _____.

Q: QUAILS are QUALIFIED to fly with you. Now erase the capital _____.
The QUEEN took her QUILT into the loo. Now erase the lower case _____.

R: The RACCOON and RAT got stuck in the car. Now erase the capital _____.
RABBITS like RAISINS in their chocolate bar, now erase the lower case _____.



The FROG and the FLAMINGO had a friend named "Jeff." Now write the capital _____.

S: SEALS and SEA LIONS like to play chess. Now erase the capital _____

The SNAKE made a SANDWICH, but he made a mess!
Now erase the lower case _____.

T: I saw a TIGER and TORTOISE drinking some TEA.
Now erase the capital _____.

I saw TWO TANGLED TWIGS afloat in the sea.
Erase the lower case _____.

U: You are UNDER the UMBRELLA. I am, too. Now erase the capital _____.

Five UNUSUAL UMPIRES caught the flu. Now erase the lower case _____.

V: VAMPIRE Bats and VULTURES are scary to me. Now erase the capital _____.

VICKI and VANESSA are running away from the bee. Now erase the lower case _____.

W: A WALRUS and a WHALE are swimming by you. Now erase the capital _____.

WALTER and WILLIAM WENT WEST with you. Now erase the lower case _____.

X: The doctor's X-RAY was very complex. Now erase the capital _____.


The X-MAN'S name is Mr. REX: Now erase the lower case _____.

Y: I YELLED and YELLED and started to cry. Now erase the capital _____.

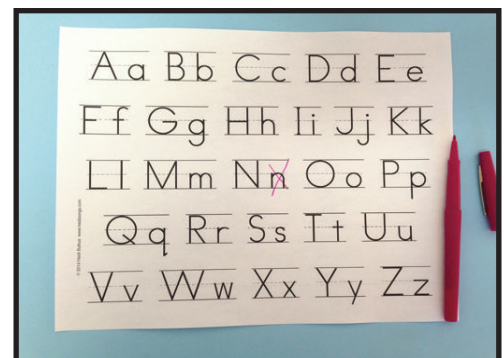
The big YELLOW YO-YO flew right by. Now erase the lower case _____.

Z: The ZANY ZEBRA ran around the tree. Now erase the capital _____.

ZACK ZIPPED his ZIPPER and then showed me! Now erase the lower case _____.



The RACCOON and RAT got stuck in the car. Now write the capital _____.



NANCY NURSE went to find a pen. Now cross out the lower case _____.

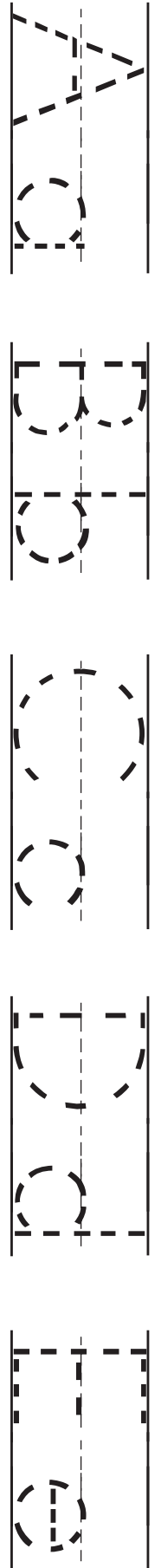
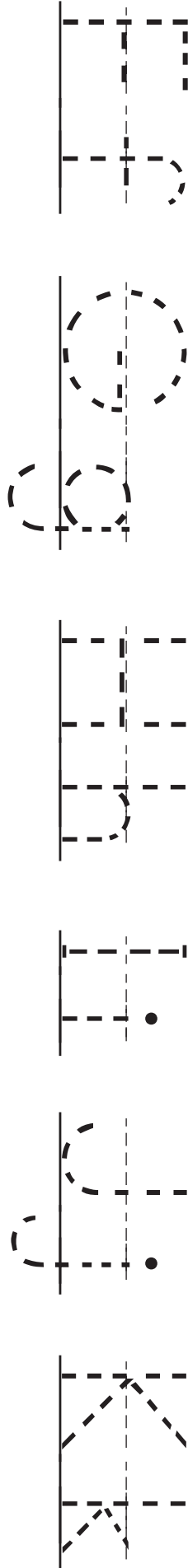
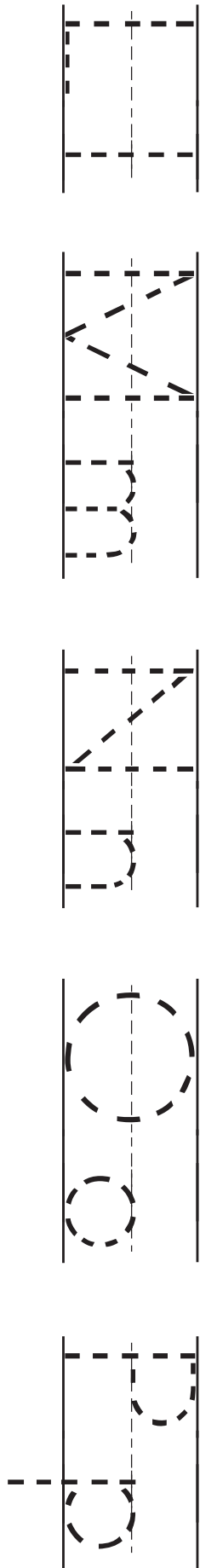
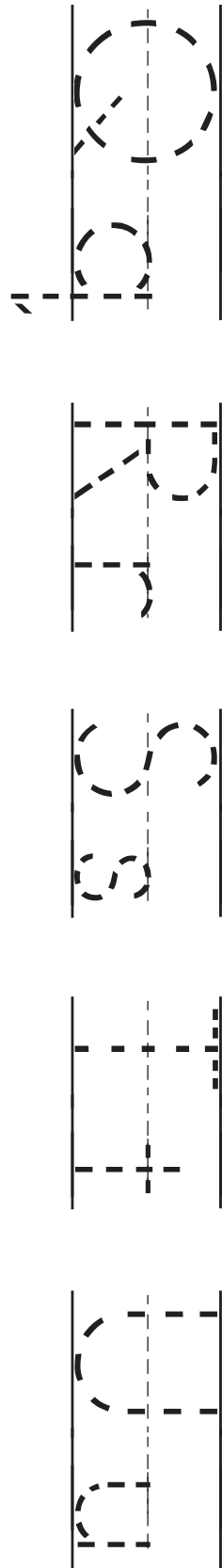
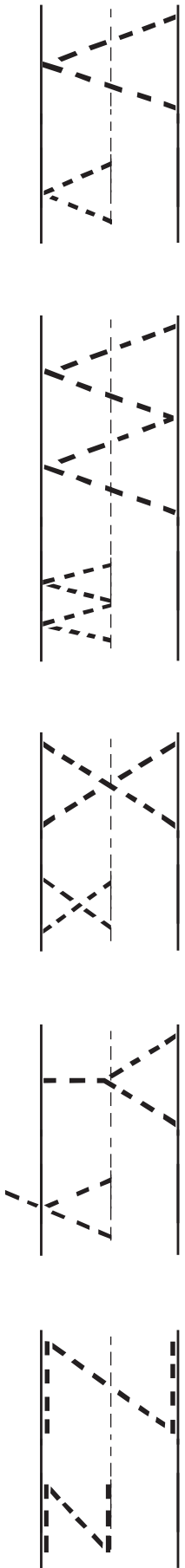
Aa Bb Cc Dd Ee


Ff Gg Hh Ii Jj Kk

Ll Mm Nn Oo Pp

Qq Rr Ss Tt Uu

Vv Ww Xx Yy Zz







Check out more of our great products!:



www.heidisongs.com




Alphabet









CVC Words



159 Different Hidden Sight Word Worksheets!





Numbers



Check out more of our great products!:





HeidiSongs Alphabet Workbooks




www.heidisongs.com


HeidiSongs CVC Books!




www.heidisongs.com




To Help Kids Learn: to identify and write upper and lower case letters and learn their sounds



To Help Kids Learn to Sound Out and Read Common Three Letter Words!




To Help Kids Learn: Basic Sight Words and Language Skills!



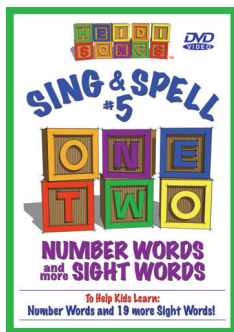
To Help Kids Learn: Colors and more Language Skills!



To Help Kids Learn: to Read and Spell 90 more Sight Words!








To Help Kids Learn: to Read and Spell 28 more Sight Words!



To Help Kids Learn: Number Words and 19 more Sight Words!

Workbooks, Mini Songbooks, and Flash Cards to Support all of the HeidiSongs' Sing and Spell the Sight Words CD's & DVD's!



\$10.00
Download
\$15.00
Printed

