

# CVC Word Puzzles

These puzzles are designed to give kids another way to practice reading their consonant-vowel-consonant (CVC) words. Once they are printed out and laminated, they will make a nice literacy center for your students!

Included in this set is one CVC puzzle for each of the words included in the HeidiSongs CVC Book 1. Each puzzle also comes with a picture cue to help the children figure out which word they are trying to build. If making multiple copies is not an issue for you, you may wish to let your students have their own set to take them home for further practice!

Heidi's kindergarten students were more successful with the puzzles divided into sets of four words per folder. They attached the puzzle pieces with Velcro onto the blank puzzle board backings, and then were able to pick up their finished puzzles and carry them across the room to show me without all of the pieces falling off. Being able to carry their puzzle around to "show it off" was very important to them, and much more satisfying than putting together a puzzle that doesn't "snap together and stay put" the way real commercially produced puzzles do.

To prepare the puzzles, simply print out the images directly from the .pdf files and paste them onto colored paper, or xerox them directly onto colored sheets of cardstock or construction paper. I like to copy about four word puzzles on blue, four on yellow, four on green, four on pink, and four on white, etc. That way, the children can use the color cues to help them figure out which pieces go together, without letting the colored paper give the entire puzzle away. So, they would use the colors to narrow down their choices, but not tell them exactly which piece to use. This is especially important if you are not planning on gluing them into file folders to use. But also, for the purposes of classroom management, if you are gluing them onto file folders, you can put the yellow words on a yellow folder, etc., so that if a piece falls out, you know which folder to put it back into. Of course, if you choose to use the puzzles with the outlined letters, then you will need to color them also. After copying, laminate them and then cut the puzzles apart. I store my puzzles that are not in file folders in a small plastic shoe box, and label them by the title of the CD that they go with. However, if space is an issue, a manilla file folder will work just as well, especially if you staple the sides of it together to insure that you will not lose any pieces in storage or retrieval.


Have Fun!  
Heidi



• bat • bat • bat • bat • bat • bat • bat • bat • bat • bat • bat •

bat • bat • bat • bat • bat • bat • bat • bat • bat • bat • bat •

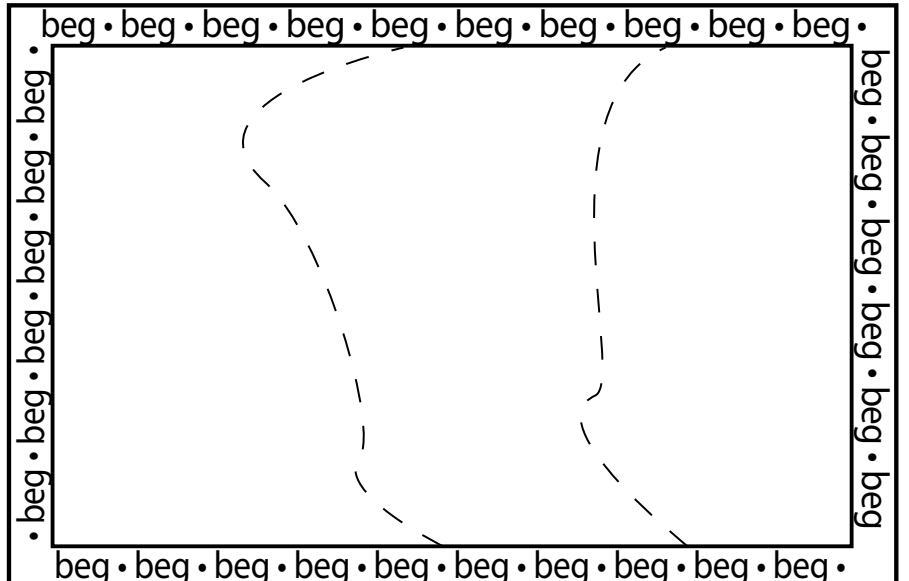

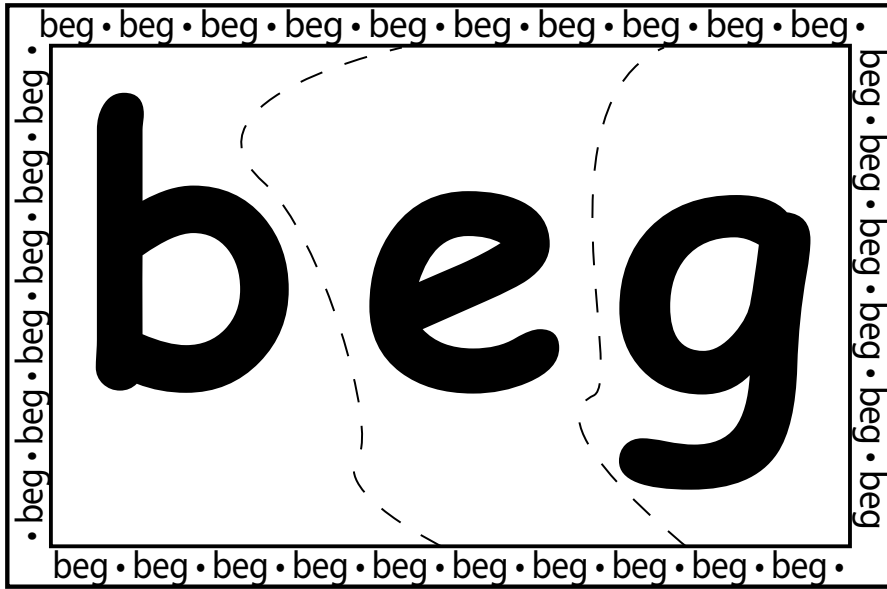
bat • bat • bat • bat • bat • bat • bat • bat • bat • bat • bat •



• bat • bat • bat • bat • bat • bat • bat • bat • bat • bat • bat •

bat • bat • bat • bat • bat • bat • bat • bat • bat • bat • bat •

bat • bat • bat • bat • bat • bat • bat • bat • bat • bat • bat •




bed • bed • bed • bed • bed • bed • bed • bed • bed • bed

• bed • bed • bed • bed • bed •

**b e d**

• bed • bed • bed • bed • bed • bed • bed • bed • bed • bed



bed • bed • bed • bed • bed • bed • bed • bed • bed • bed

• bed • bed • bed • bed • bed •

*b e d*

• bed • bed • bed • bed • bed • bed • bed • bed • bed • bed

