




CVC

(Consonant - Vowel - Consonant)

Word Families & Sight Words

Flashcards, Worksheets
Games, and Sound Sorts



by Heidi Butkus

General Instructions

1. The worksheets are designed to be used in the order shown on the document "Word Families and Sight Words Included." They begin very easy with -at family words and only 6 sight words in unit one plus six color words. The worksheets become progressively harder as they finished with medial "U family" words, 23 sight words, and all of the color words. Although you may use them in any order, keep in mind that they progress in difficulty in the given order. Consonant blends and digraphs have been purposefully omitted from this set of materials to keep it simple enough for even Kindergartners and beginning first graders to complete.
2. Always introduce the new words and pictures with the flashcards before asking the children to complete a worksheet. Children benefit from sounding out the new words together and matching them to their pictures on a pocket chart, for example. They can also sort their words by word family on a pocket chart, etc.
3. The flash cards marked "Student Flashcards" are small enough to send home with your students for extra practice in reading, matching, and sorting with a minimal amount of photocopying. Note that some of them have two sets of flash cards on one page. In this case, you will need to cut the pages in half before sending them home with your students. This will reduce the amount of copies that you will need for these word families.
4. A set of blank worksheets and flashcards have been included so that you can make additional materials for your students using the same format. Feel free to add new words and pictures from your existing materials and use them as you see fit. If there are words and pictures that you need, feel free to contact me by phone or email to see if I have an existing picture. I will be keeping a list of pictures and words needed and will make periodic updates. This will not be too difficult to accomplish, since I drew these pictures myself on the computer. (I used Adobe Illustrator.)
5. You probably will find that you have too many sound sorts to use them all. I select the one or two word families that my students seem to need to practice the most, and use those. I usually send the sound sorts home for homework, along with one or two of the worksheets. I always do worksheet number 5 from each unit in class, though, so that I can have each child read the sentences to me orally. This gives me a chance to hear if they really know the words, or have just memorized the stories in the book with the assistance of the picture cues.
6. If you find errors or omissions, etc., please let me know. I can fix it and email you a corrected document. In addition, if there is a sentence or item that your students find confusing, also let me know, and I will do my best to fix that also. Your help in this area is greatly appreciated!

Enjoy!
Heidi Butkus

Look at the picture. Circle the correct word. Write the word on the line.

Name: _____




cat sat hat



my bat rat




mat vat at



bat see sat



vat Nat bat



a sat hat



mat bat the



sat rat cat



pat rat fat

Look at the picture. Draw a line to the correct word. Write the word on the line.

Name: _____

mat






hat

sat

fat

pat

bat



Read the sentences. Write the word on the line. Use the word bank below.


Name: _____

mat hat rat cat bat


I see a _____ .

Welcome

My _____ is red.



A _____ is black.



I pat my _____ .



I see a _____ .




Look at the pictures. Circle the all the words in the box that match the picture.


Name: _____



mat hat rat mat
the my mat cat




sat bat cat bat
bat a the my




hat my hat mat
the hat sat pat



Nat Nat rat my
sat hat Nat mat



pat hat pat mat
rat my the pat








rat the pat rat
rat my mat a

Read the sentences. Write the word under
the picture, and color the pictures
to match the sentences.

Name: _____

mat vat rat hat bat cat



I see a black bat.

My hat is red.

I see a brown vat.

The rat is pink.

My mat is green.

I see my orange cat.