


CVC 2

(Consonant - Vowel - Consonant)

Word Families & Sight Words

Flashcards, Worksheets
Games, and Sound Sorts



by Heidi Butkus and Tammi Casamassa

General Instructions

1. The worksheets are designed to be used in the order shown on the document "Word Families and Sight Words Included." They begin very easy with "Short A" family words and only ten sight words in unit one, plus six color words. The worksheets become progressively harder and are finished with medial "U family" words, 25 sight words, and all of the color words. Although you may use them in any order, keep in mind that they progress in difficulty in the given order. Consonant blends have been purposefully omitted from this set of materials to keep it simple enough for even kindergartners and beginning first graders to complete. The only digraphs that are used in this set are the ones that are included in the sight words and CVC words listed, such as "that," "with," and "she."
2. Always introduce the new words and pictures with the flashcards before asking the children to complete a worksheet. Children benefit from sounding out the new words together and matching them to their pictures on a pocket chart, for example. They can also sort their words by word family on a pocket chart, etc.
3. The flash cards marked "Student Flashcards" are small enough to send home with your students for extra practice in reading, matching, and sorting with a minimal amount of photocopying. Note that some of them have two sets of flash cards on one page. In this case, you will need to cut the pages in half before sending them home with your students. This will reduce the amount of copies that you will need for these word families.
4. A set of blank worksheets and flashcards have been included so that you can make additional materials for your students using the same format. Feel free to add new words and pictures from your existing materials and use them as you see fit. If there are words and pictures that you need, feel free to contact me by phone or email to see if I have an existing picture. I will be keeping a list of pictures and words needed and will make periodic updates.
5. You probably will find that you have too many sound sorts to use them all. I select the one or two word families that my students seem to need to practice the most, and use those. I usually send the sound sorts home for homework, along with one or two of the worksheets. I always do worksheet number 5 from each unit in class, though, so that I can have each child read the sentences to me orally. This gives me a chance to hear if they really know the words, or have just memorized them and are mechanically matching them to the pictures.
6. If you find errors or omissions, etc., please let us know. We can fix it and email you a corrected document. In addition, if there is a sentence or item that your students find confusing, also let us know, and we will do our best to fix that also. Your help in this area is greatly appreciated!

Enjoy!
Heidi Butkus

CVC Word Family List

Unit 1

| | | |
|------------|------------|------------|
| <u>-ap</u> | <u>-ag</u> | <u>-ad</u> |
|------------|------------|------------|

| | | |
|-----|-----|-----|
| nap | rag | bad |
| map | lag | dad |
| lap | bag | fad |
| cap | gag | had |
| tap | tag | lad |
| zap | wag | mad |
| gap | sag | pad |
| yap | mag | sad |
| sap | jag | |

Unit 2

| | |
|------------|------------|
| <u>-id</u> | <u>-im</u> |
|------------|------------|

| | |
|-----|-----|
| lid | dim |
| mid | him |
| rid | Jim |
| Sid | Kim |
| bid | rim |
| hid | Tim |
| kid | |
| did | |

Unit 3

| | |
|------------|------------|
| <u>-od</u> | <u>-og</u> |
|------------|------------|

| | |
|-----|-----|
| nod | log |
| rod | dog |
| sod | hog |
| pod | jog |
| cod | fog |
| | bog |

Unit 4

| | |
|------------|------------|
| <u>-ed</u> | <u>-em</u> |
|------------|------------|

| | |
|-----|------|
| fed | hem |
| led | them |
| bed | Em |
| red | |
| Ted | |
| wed | |

Unit 5

| | |
|------------|------------|
| <u>-um</u> | <u>-ud</u> |
|------------|------------|

| | |
|-----|-----|
| mum | mud |
| sum | bud |
| hum | dud |
| gum | cud |
| yum | |

| | |
|------------|------------|
| <u>-ub</u> | <u>-up</u> |
|------------|------------|

| | |
|-----|-----|
| rub | up |
| tub | pup |
| cub | cup |
| sub | yup |

Sight Words Used With Each Word Family

1. -ap, -ag & -ad

Families

the, I, see, a,
my, is, red,
brown, pink,
black, green,
orange, can, go,
and, am

2. -id & -im

Families

the, I, see, a, my,
is, red, brown,
pink, black,
green, orange
can, go, and, am,
it, here, blue,
white, purple

3. -od & -og

Families

the, I, see, a, my,
is, red, brown,
pink, black,
green, orange
can, go, and, am,
it, here, blue,
white, purple,
gray, like, have,
you, on

4. -ed & -em

Families

the, I, see, a, my,
is, red, brown, pink,
black, green, or-
ange, can, go, and,
am, it, here, blue,
white, purple, gray,
like, have, you, on,
he, she, has,
said, to, play,
with, we

5. -um, -ud, -ub

& -up Families


the, I, see, a, my,
is, red, brown, pink,
black, green, orange
can, go, and, am, it
here, blue, white,
purple, gray, like,
have, you, on, has,
said, to, play, with,
we, he, she, **that,**
of, for, me

Sight words printed in **bold** are new for each unit.

Unit 1

Short A
(-ad Family Words)


Flashcards & Worksheets
Sound Sort Worksheets




bad




dad




fad




had



lad



mad




pad




sad

-ad Family Flashcards


Cut the cards apart and practice matching the word to the picture.



bad




mad



dad




had



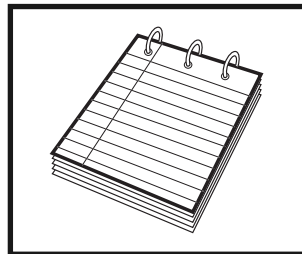
fad



sad



lad



pad

Look at the picture. Circle the correct word. Write the word on the line.

Name: _____



cut bad bet



tab did dad



fit fad fun




had hit rat




cat sad bun



kit had lad



run pet mad



lot pad pen




see nap Sid


Look at the picture. Draw a line to the correct word. Write the word on the line.

Name: _____


pad




mad




lad




fad



dad



bad



Read the sentences. Write the word on the line. Use the word bank below.


Name: _____

lad sad dad pad mad

I am _____ !



I see a _____ .



The man is my _____ .



I am _____ .




I see a _____ .




Look at the pictures. Circle all the words in the box that match the picture.


Name: _____



had bad lad bad
bad with kit was




mad had has mad
bit mad for can




cut lad pad lad
you rim lad rid



fad hid fad red
hid fad sad sag



pen pad pet pad
rat kid pad cut








sad the sad dad
hat sad wet cut

Read the sentences. Write the word under the picture, and color the pictures to match the sentences.

Name: _____

lad mad sad pad dad bad



My pad is green and orange.

The blue lad can go.

I am sad and I am brown.

I am mad.

My Dad is tan.

My brown dog is bad.

Instructions: Cut out the pictures and sort them by ending sounds. Glue them into the correct column. Write the word next to the picture.

Name: _____

Sound Sort



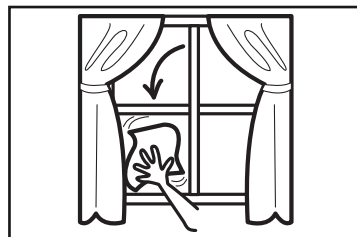

-ag family

-ad family

| | | | |
|---|--|--|---|
| <hr/> <hr style="border-top: 1px dashed;"/> <hr/> | | | <hr/> <hr style="border-top: 1px dashed;"/> <hr/> |
| <hr/> <hr style="border-top: 1px dashed;"/> <hr/> | | | <hr/> <hr style="border-top: 1px dashed;"/> <hr/> |
| <hr/> <hr style="border-top: 1px dashed;"/> <hr/> | | | <hr/> <hr style="border-top: 1px dashed;"/> <hr/> |

Words to copy:

lad rag mad bag dad Mag



Instructions: Cut out the pictures and sort them by ending sounds. Glue them into the correct column. Write the word next to the picture.

Name: _____

Sound Sort


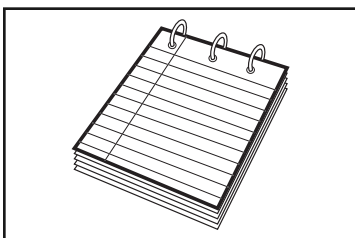
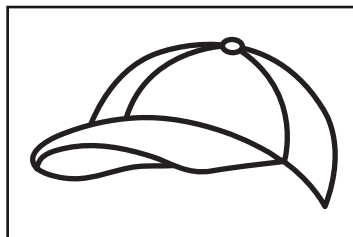

-ap family

-ad family

| | | | |
|-------------------|--|--|-------------------|
| <hr/> <hr/> <hr/> | | | <hr/> <hr/> <hr/> |
| <hr/> <hr/> <hr/> | | | <hr/> <hr/> <hr/> |
| <hr/> <hr/> <hr/> | | | <hr/> <hr/> <hr/> |

Words to copy:

sad tap pad gap bad cap



Instructions: Cut out the pictures and sort them by ending sounds. Glue them into the correct column. Write the word next to the picture.

Name: _____

Sound Sort

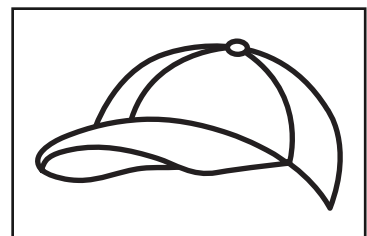

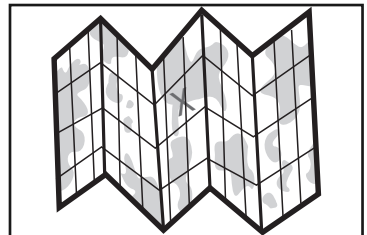
-ap family

-ad family

| | | | |
|-------------------|--|--|-------------------|
| <hr/> <hr/> <hr/> | | | <hr/> <hr/> <hr/> |
| <hr/> <hr/> <hr/> | | | <hr/> <hr/> <hr/> |
| <hr/> <hr/> <hr/> | | | <hr/> <hr/> <hr/> |

Words to copy:

had map lad cap sad tap



Instructions: Cut out the pictures and sort them by ending sounds. Glue them into the correct column. Write the word next to the picture.

Name: _____

Sound Sort






-ap family

-ad family

| | | | |
|-------------------|--|--|-------------------|
| <hr/> <hr/> <hr/> | | | <hr/> <hr/> <hr/> |
| <hr/> <hr/> <hr/> | | | <hr/> <hr/> <hr/> |
| <hr/> <hr/> <hr/> | | | <hr/> <hr/> <hr/> |

Words to copy:

sap pad zap fad yap mad



Instructions: Cut out the pictures and sort them by ending sounds. Glue them into the correct column. Write the word next to the picture.

Name: _____

Sound Sort


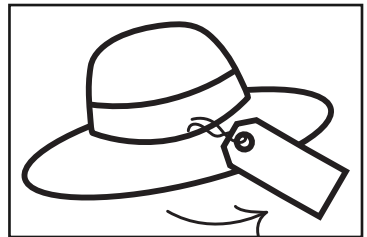

-ap family

-ag family

| | | | |
|---|--|--|---|
| <hr/> <hr style="border-top: 1px dashed;"/> <hr/> | | | <hr/> <hr style="border-top: 1px dashed;"/> <hr/> |
| <hr/> <hr style="border-top: 1px dashed;"/> <hr/> | | | <hr/> <hr style="border-top: 1px dashed;"/> <hr/> |
| <hr/> <hr style="border-top: 1px dashed;"/> <hr/> | | | <hr/> <hr style="border-top: 1px dashed;"/> <hr/> |

Words to copy:

cap tag tap wag zap bag



Instructions: Cut out the pictures and sort them by ending sounds. Glue them into the correct column. Write the word next to the picture.

Name: _____

Sound Sort

-ap family

-ag family

| | | | |
|---|--|--|---|
| <hr/> <hr style="border-top: 1px dashed;"/> <hr/> | | | <hr/> <hr style="border-top: 1px dashed;"/> <hr/> |
| <hr/> <hr style="border-top: 1px dashed;"/> <hr/> | | | <hr/> <hr style="border-top: 1px dashed;"/> <hr/> |
| <hr/> <hr style="border-top: 1px dashed;"/> <hr/> | | | <hr/> <hr style="border-top: 1px dashed;"/> <hr/> |

Words to copy:

jag yap rag nap gag map

