

# General Instructions

1. This workbook is designed to give children practice in writing and recognizing the letters of the alphabet.
2. Always introduce a new letter before asking the children to complete a worksheet related to that letter. Otherwise, that worksheet will be less than meaningless!
3. Each section includes a page to help children practice writing the letter, plus three visual discrimination pages to help them find and then color the letter. They increase in difficulty from the beginning of each unit to the end. The first two visual discrimination worksheets are very simple, and ask the children to simply identify which letters are the capitals and which are the lower case letters. The final worksheet asks the children to identify which letters are the target letter and which are not.
4. The pages can be used in any order that you like; there is no reason to limit yourself to moving through the pages sequentially from A to Z.
5. For further practice in letter identification, please see [www.heidisongs.com](http://www.heidisongs.com) for more great ideas and resources. The Singable Songs for Letters and Sounds CD and DVD is highly recommended for this purpose! There are also many more ideas and resources on my blog at <http://heidisongs.blogspot.com>.

Enjoy!  
Heidi Butkus

A a

A a A a

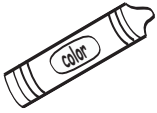
A A A A

a a a a


A

a

# A is for Alligator



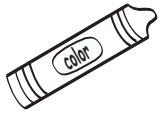
Color each shape that has a capital "A" with a blue crayon.  
Color each shape that has a lower case "a" with a purple crayon.  
Color the other shapes any color you choose.




A = blue

a = purple

# A is for Apple Tree



Color the apple that has a capital "A" with a red crayon.  
Color the apple that has a lower case "a" with a yellow crayon.  
Color the other shapes any color you choose.




A = red

a = yellow

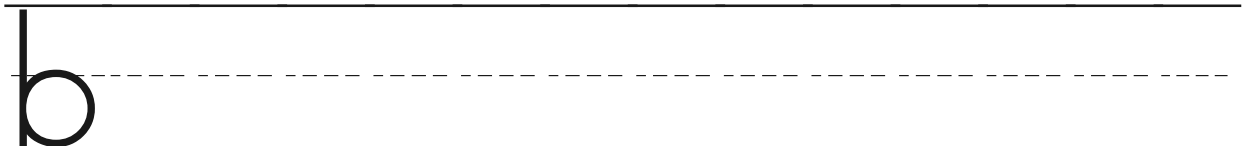
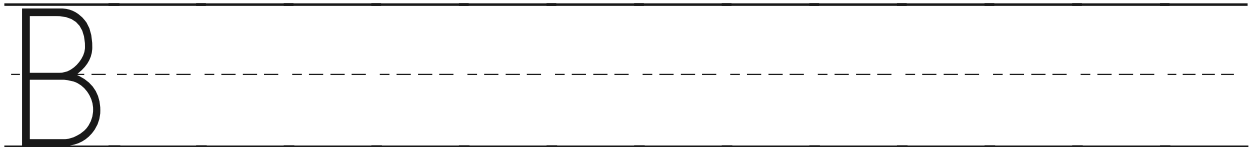
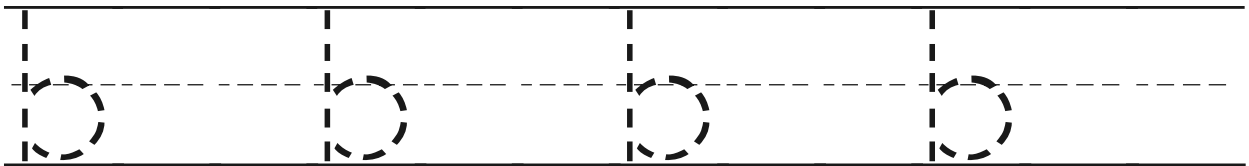
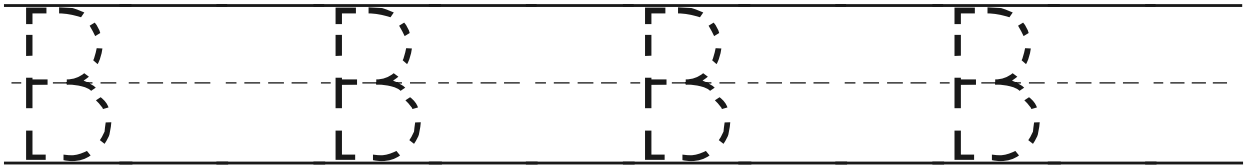
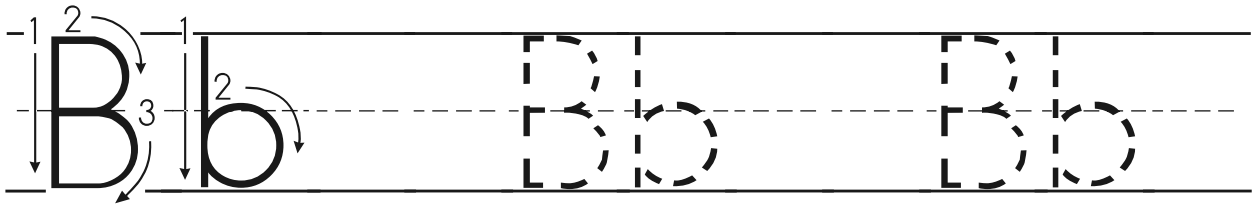
Name: \_\_\_\_\_

Color the spaces with the letter "A" or "a" red.

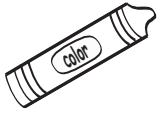
Optional: Color the shapes with other letters any other color.



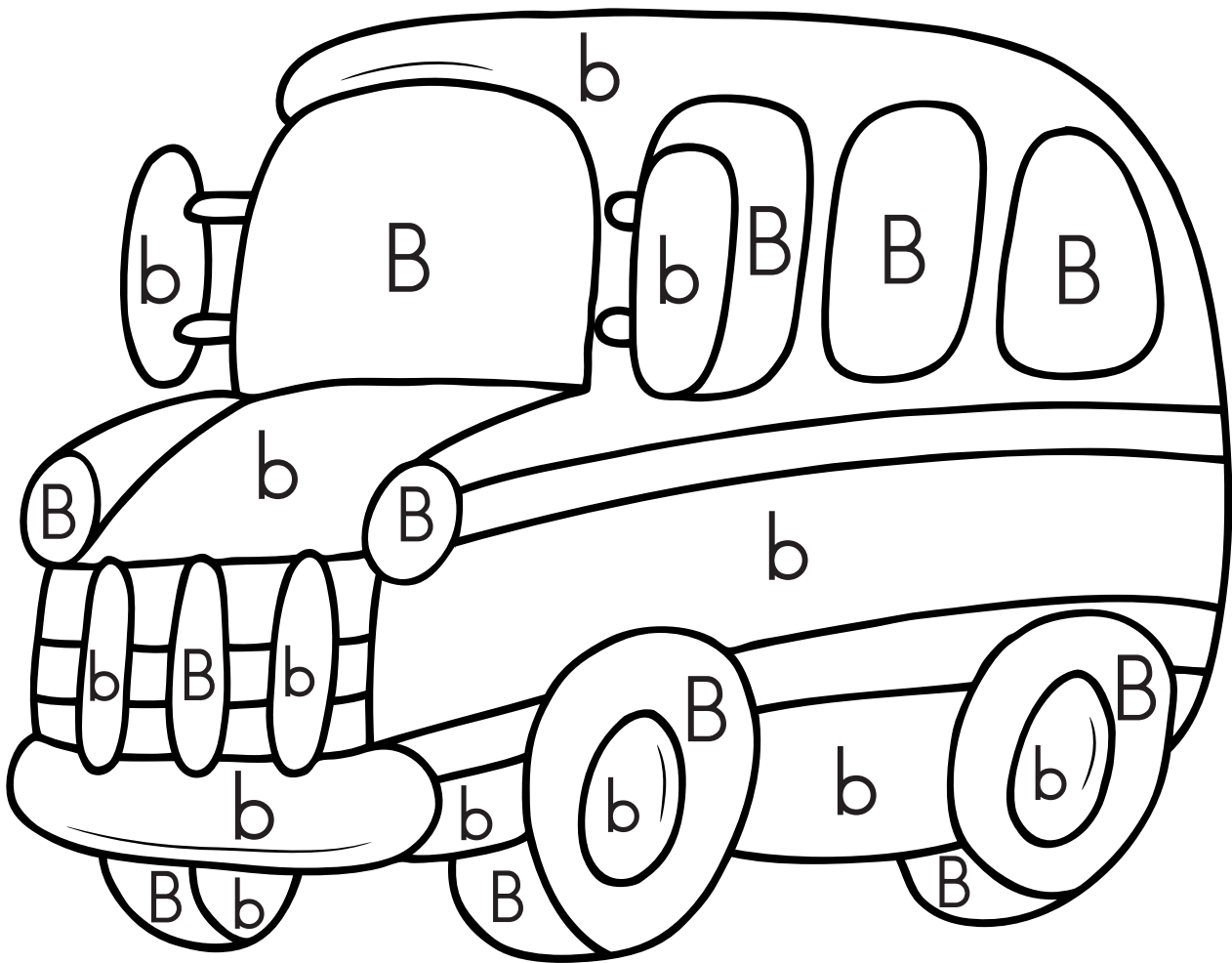
B b



# B is for Bus



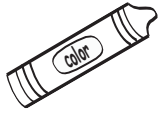
Color each shape that has a capital "B" with a yellow crayon.  
Color each shape that has a lower case "b" with a blue crayon.  
Color the other shapes any color you choose.



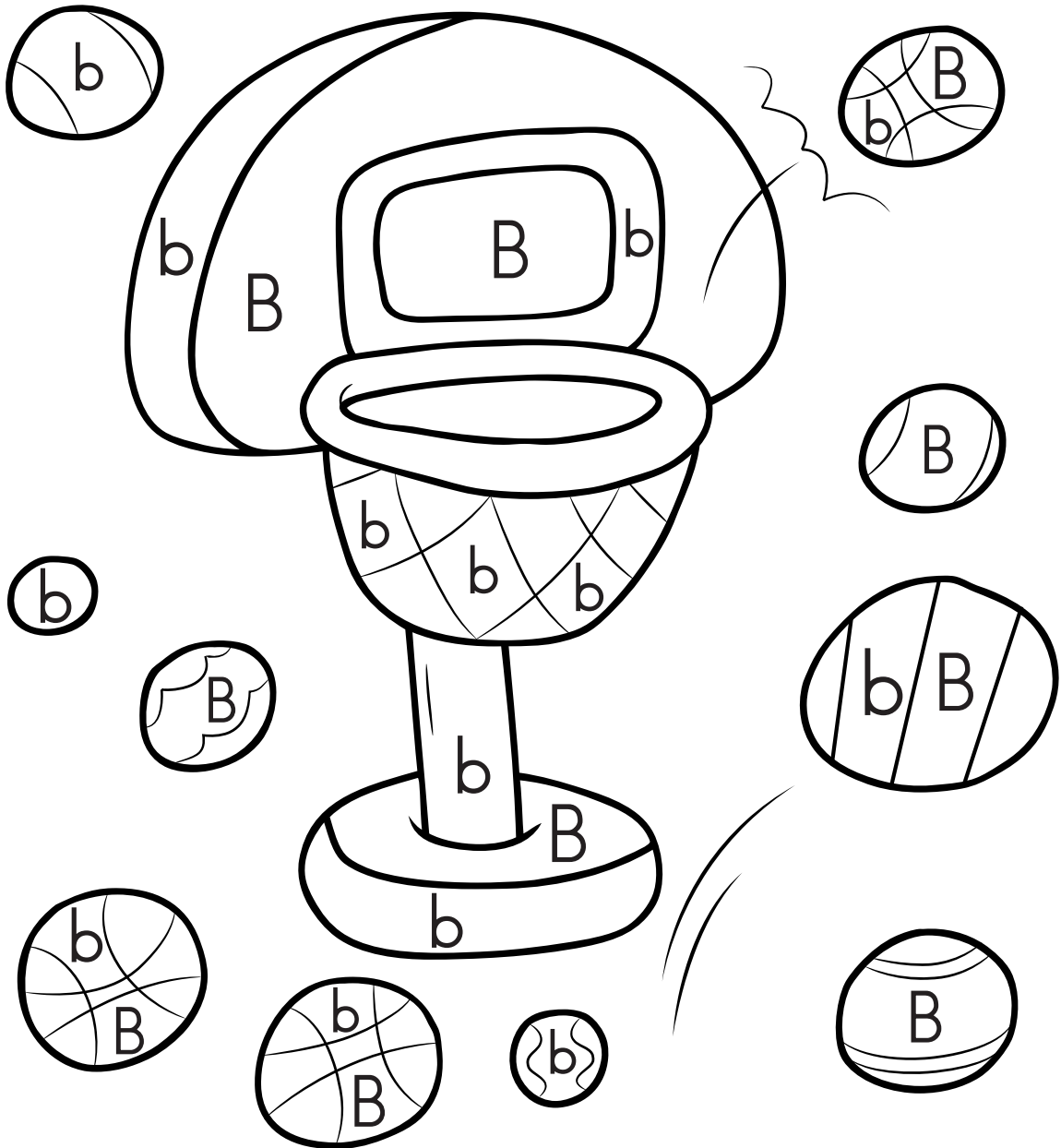
B = yellow

b = blue

# B is for Basketball



Color the shape that has a capital "B" with an orange crayon.  
Color the shape that has a lower case "b" with a red crayon.  
Color the other shapes any color you choose.



B = orange


b = red



Name: \_\_\_\_\_

Color the spaces with the letter "B" or "b" orange.

Optional: Color the spaces with other letters any other color.



A

a

B

b

C

c