

# Classroom Management Color & B/W Posters

## Description and Instructions

This set of posters was created especially to accompany HeidiSongs' Music for Classroom Management CD & DVD! The purpose of the posters is to remind children of the school rules and procedures in a fun and decorative way that fits in with a "school safety" theme. There is at least one poster for each song on the recording, and in some cases, there are several!

There are a total of 34 different posters that are designed to print on 8.5" x 11" paper (although you could print them in any size), and can be printed either in color or in black and white, plus smaller card sized copies for your students. Of course, this also means that you can have your students color or paint some of the pictures for you, if you like. This would certainly save you on printing costs, and might even make the posters more meaningful for your students. They can be printed on any type of paper, but if you plan to post them on the wall, then a heavy duty cardstock or index paper is recommended. Whether you choose to print just a few or all of them, the messages of these posters make them a "timeless" item that you will probably want to leave posted in your classroom all year long, so lamination is recommended. Be careful when you press "print," however, because the black and white images are mixed in with the color ones. Unless you need them ALL, you won't want to just print out the entire file! Just print out the pages that you need.

### Recommended Lesson Plan:


Print out, laminate, and mount the posters on the walls of your classroom before school starts. Then, before introducing each song, show the children the poster on each wall and read the caption together. (If supplies are not an issue, then print out two sets so that you can show the children a second card in your hands as you read it!) Discuss its meaning briefly, and then teach the song. Some children may enjoy coloring the black and white versions of the cards as a follow up activity. HeidiSongs Fans that purchase the newest edition of the Music for Classroom Management DVD will see a simplified version of many of these visual aids on the screen as the music plays! Those of you that are already familiar with the songs on the Classroom Management CD/DVD will recognize that these sayings were taken straight from the songs!

### Posters include:

Backpack Boogie  
Follow the Rules  
When the Bell Rings, Freeze. Stop! Hands Up!  
Stop!  
Hands Up!  
Stop Tattling  
No Interrupting  
Quiet Please; Use Inside Voices  
Please/Thank You  
Question or Story?  
Cover Your Mouth  
Blow Your Nose  
Potty Dance  
Girls  
Boys  
Flush

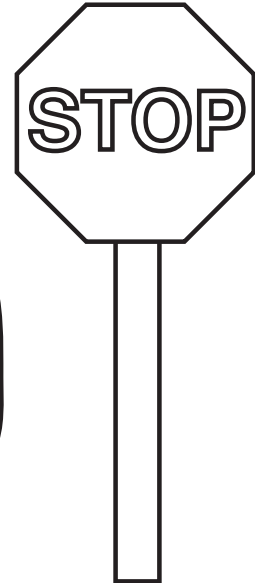

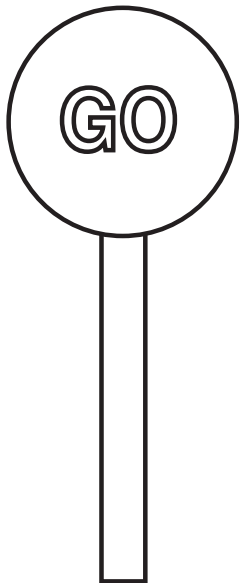
Wash  
Hush  
Right  
Left  
Flag  
Days of the Week  
Months of the Year  
Sit Criss Cross Applesauce  
Trace  
Cut with Care  
Just A Dot, Not A Lot  
Snap that Cap  
Just Try Your Best  
Smarty Pants  
Line Up Starts Here  
Lunch Room  
No Fighting Any Time

**FOLLOW**



**THE RULES**

FOLLOW




THE RULES

**NO  
FIGHTING**



**ANY TIME!**

NO  
FIGHTING



ANY TIME!

