



*** Hidden Alphabet Coloring Worksheets ***

These fun worksheets are a hit with Heidi's students! Children use their visual discrimination to find the target letters and color in the sections that they are in. When finished correctly, the letters themselves are shown! The children LOVE this, and enjoy proudly showing off their finished papers. Kids have the option of coloring in the rest of the words or not at the teacher's discretion, allowing teachers to let this activity last a longer or shorter time as needed for classroom management purposes. These worksheets also make a great resource for homework or independent class time, since they are practically self checking.

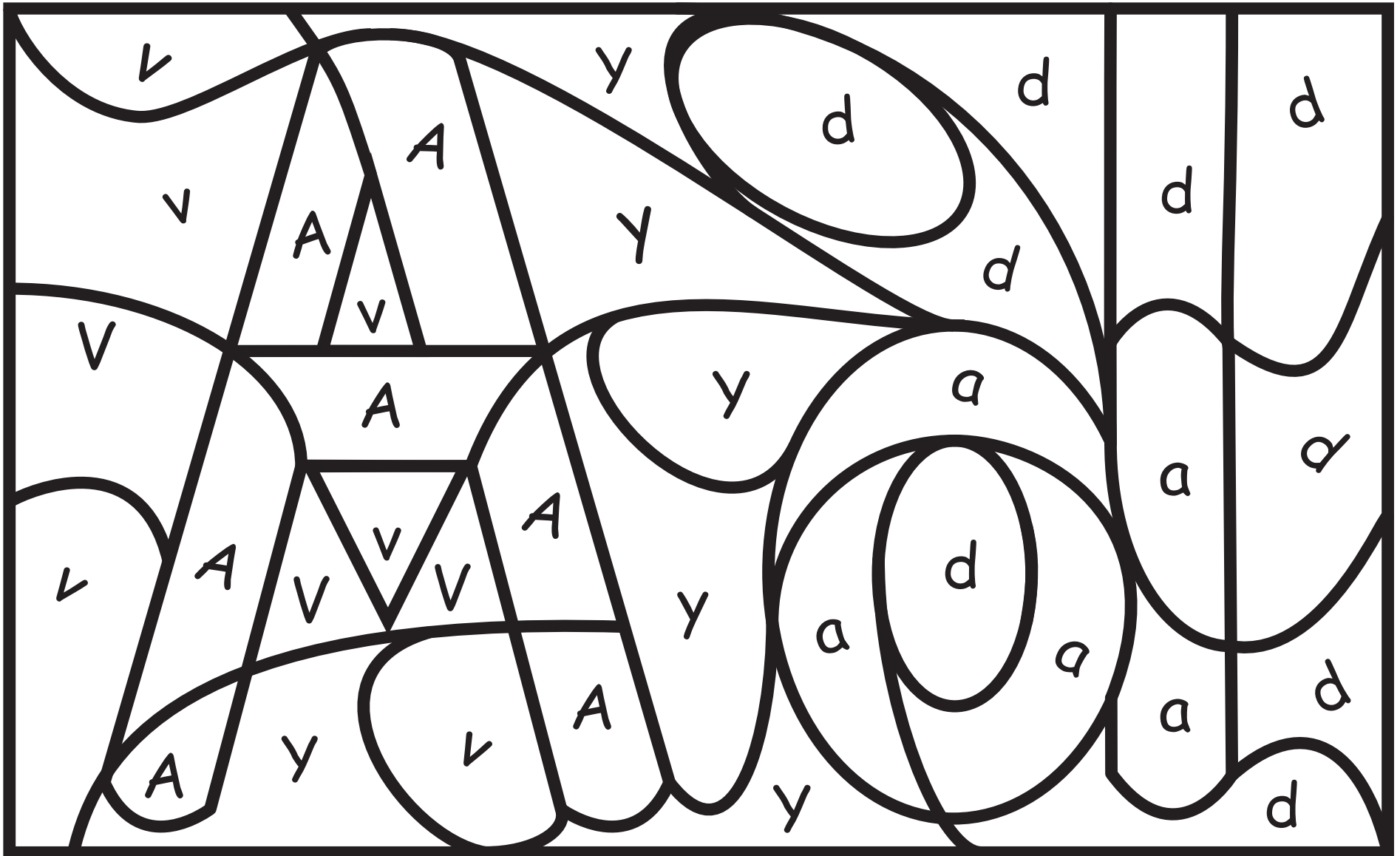
To use these worksheets, first introduce the letter. Heidi always introduces the songs from her "Singable Songs for Letters and Sounds" CD or DVD, of course! Once you have introduced it, then show them how this letter differs from other letters in shape and size. Tell them to look at letter on the page, and color only the spaces that contain the target letter on the page with the designated color. As an optional activity, let them color the rest of the letters any other color. Usually, Heidi's faster workers and the ones that enjoy coloring more like to color in the rest of the spaces in a rainbow of colors, while the little ones that do not enjoy these types of fine motor skills choose not to. Feel free to designate the instructions as you see fit to suit your own classroom management needs.



Color the spaces with the letter "A" or "a" red.

Name: _____

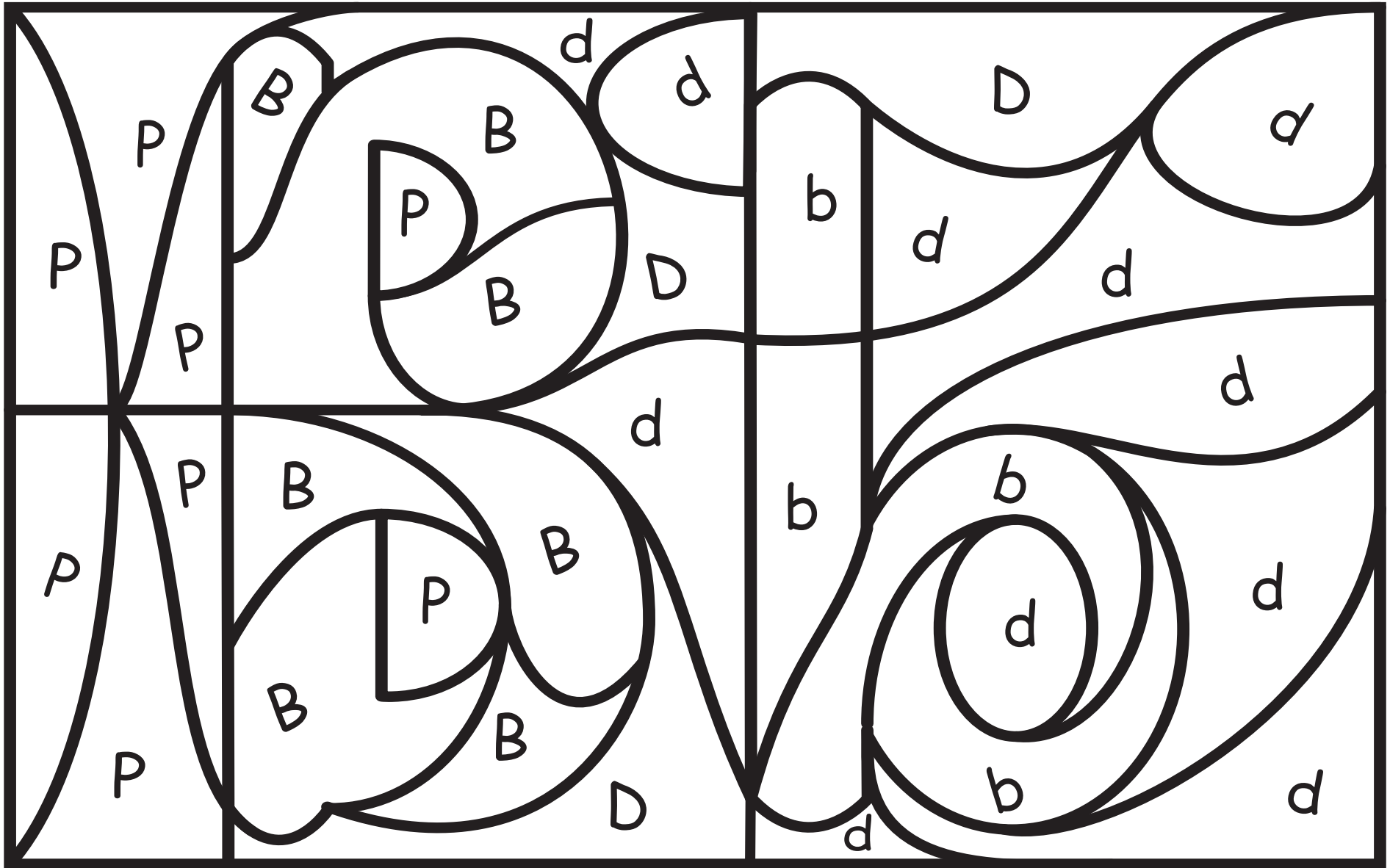
Optional: Color the shapes with other letters any other color.



Color the spaces with the letter "B" or "b" orange.

Name: _____


Optional: Color the spaces with other letters any other color.



Color the spaces with the letters "C" or "c" yellow.

Name: _____

Optional: Color the spaces with other letters any other color.



Color the spaces with the letter "D" or "d" green.

Name: _____

Optional: Color the spaces with other letters any other color.

