

General Instructions

1. The worksheets can be used in any order. They do not build one upon another in difficulty. However, it is assumed that children that are learning the sh, ch, and th digraphs are probably just learning to read, so the worksheets in this first volume are a little easier than the one's you'll find in Sound Fun Phonics Spelling Patterns & Phonics Rules • Volume 2.
2. Always introduce the new words and pictures with the flash cards before asking the children to complete a worksheet. Children benefit from sounding out the new words together and matching them to their pictures on a pocket chart, for example. They can also sort their words by word family on a pocket chart, etc.
3. There is a set of very small flash cards that are small enough to send home with your students for extra practice in reading, matching, and sorting with a minimal amount of photocopying. You may wish to include this as part of your weekly homework.
4. A set of blank worksheets and flash cards have been included so that you can make additional materials for your students using the same format. Feel free to add new words and pictures from your existing materials and use them as you see fit. If there are words and pictures that you need, feel free to contact us by phone or email to see if we have an existing picture. We will be keeping a list of pictures and words needed and will make periodic updates.
5. You probably will find that you have too many worksheets to use them all. Heidi selects the one or two that her students seem to need to practice the most, and uses those. She usually sends the flash cards home for homework, along with one or two of the worksheets.
6. If you find errors or omissions, etc., please let us know. We can fix them and email you a corrected document. In addition, if there is a sentence or item that your students find confusing, let us know, and we will do our best to fix that as well. Your help in this area is greatly appreciated!

Enjoy!
Heidi Butkus

Unit 2

Th Sound
(Th- Family Words)

Worksheets & Flashcards

Look at the picture. Circle the correct word. Write the word on the line.

Name: _____

the the


the

the

the

that

the




that

the




hey

they



thorn

ton



hum

thumb



tee

three



there

here




think

tin



his

this



Trace and write
the sound spelling.

Name: _____

th th th

Read the words. Color the boxes that have words with the sound spelling.



the	tan	that	hat	they
horn	thorn	his	this	hey
thumb	three	tee	there	here

Read the sentences, and write the correct words in the spaces.



_____ ship is _____!


The there

A cartoon ship captain wearing a uniform and a cap, holding a telescope to his eye and pointing towards the right. A speech bubble next to him says "Over there!".

Do _____ see _____?

three you

Three solid black triangles arranged in a triangular pattern (one at the top, two below it), followed by a large, bold number '3'.



Trace and write
the sound spelling.

Name: _____

th th th

Box, color, or highlight the sound spelling in each word.
Then draw a picture of the word in the box.




the	that	they
this	thorn	thumb
three	there	think

Read the sentences. Write the word on the line. Use the word bank below.

Name: _____


that thumb thorn think this



I _____ I can!




_____ dog is bad.



It has a _____.



_____ dog is fat!



Here is my _____.

Read each sentence, and draw a picture to show what it means.

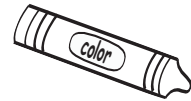
Name: _____



This is what
they like.

Here are
three pigs.

Write a sentence using a word with the "th" spelling pattern.
Then draw a picture to show what your sentence means.



the the

the

the

the


the




that



they




this




thumb




three



there



think



thorn

Th- Family Flashcards

Cut the cards apart and practice matching the word to the picture.

