

# General Instructions

1. The worksheets can be used in any order. They do not build one upon another in difficulty. However, it is assumed that children that are learning the sh-, ch-, and th- digraphs are probably just learning to read, so the worksheets in the first volume are a little easier than what you'll find in this volume, Sound Fun Phonics Spelling Patterns & Phonics Rules, Volume 2.
2. Always introduce the new words and pictures with the flash cards before asking the children to complete a worksheet. Children benefit from sounding out the new words together and matching them to their pictures on a pocket chart, for example. They can also sort their words by word family on a pocket chart, etc.
3. There is a set of very small flash cards that are small enough to send home with your students for extra practice in reading, matching, and sorting with a minimal amount of photocopying. You may wish to include this as part of your weekly homework.
4. A set of blank worksheets and flash cards have been included so that you can make additional materials for your students using the same format. Feel free to add new words and pictures from your existing materials and use them as you see fit. If there are words and pictures that you need, feel free to contact us by phone or e-mail to see if we have an existing picture. We will be keeping a list of pictures and words needed and will make periodic updates.
5. You probably will find that you have too many worksheets to use them all. Heidi selects the one or two that her students seem to need to practice the most, and uses those. She usually sends the flash cards home for homework, along with one or two of the worksheets.
6. If you find errors or omissions, etc., please let us know. We can fix them and email you a corrected document. In addition, if there is a sentence or item that your students find confusing, let us know, and we will do our best to fix that as well. Your help in this area is greatly appreciated!

Enjoy!

# Sounds Fun Phonics - Word List

Unit 1

-ar

bar  
car  
jar  
star  
bark  
park  
shark  
arm  
barn

Unit 2

-or

thorn  
sword  
fork  
corn  
horn  
sort  
shorts  
sport  
orange

Unit 3 - 4 - 5

-er

-ir

-ur

her stir fur  
tiger bird curl  
flower third nurse  
biker shirt purse  
boxer skirt turn  
dozer dirt purple  
winner girl burp  
super squirt surf  
under circle purr

Unit 6 - 7

-oy

-oi

boy oink  
joy boil  
toy soil  
coy coin  
cowboy join  
annoy oil  
enjoy boing  
royals point  
oyster droid

Unit 8 - 9

-au

-aw

author caw  
auto jaw  
launch saw  
aunt paw  
haunt claw  
autumn draw  
August fawn  
autograph straw  
sauce hawk

Unit 10 - 11

-ow

-ou

owl couch  
frown cloud  
crown found  
clown house  
brown mouse  
meow snout  
how spout  
down mouth  
cow count

Unit 12

-ew

grew  
flew  
chew  
screw  
few  
new  
blew  
brew  
stew

Unit 13

-igh

high  
sight  
right  
light  
thigh  
flight  
night  
fight  
knight

Unit 14

Magic Y

happy  
puppy  
kitty  
fuzzy  
mommy  
daddy  
pretty  
ugly  
funny


Unit 1

**Ar Sound**  
(-ar Family Words)

**Worksheets & Flashcards**

Look at the picture. Circle the correct word. Write the word on the line.

Name: \_\_\_\_\_



can car

\_\_\_\_\_

-----

\_\_\_\_\_




stop star

\_\_\_\_\_

-----

\_\_\_\_\_




arm and

\_\_\_\_\_

-----

\_\_\_\_\_




shop shark

\_\_\_\_\_

-----

\_\_\_\_\_




barn blue

\_\_\_\_\_

-----

\_\_\_\_\_




jam jar

\_\_\_\_\_

-----

\_\_\_\_\_



bad bar

\_\_\_\_\_

-----

\_\_\_\_\_




park play

\_\_\_\_\_

-----

\_\_\_\_\_



ball bark

\_\_\_\_\_

-----

\_\_\_\_\_

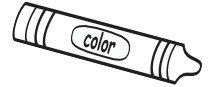


Trace and write  
the sound spelling.

Name: \_\_\_\_\_

ar ar ar

Read the words. Color the boxes that have words with the sound spelling.



bar	bun	did	jar	set
car	ran	star	arm	bark
far	are	park	and	shark

Read the sentences, and write the correct words in the spaces.



\_\_\_\_\_ a big \_\_\_\_\_ !

\_\_\_\_\_

star What



\_\_\_\_\_ your dog \_\_\_\_\_ ?

\_\_\_\_\_

Did bark





Trace and write  
the sound spelling.

Name: \_\_\_\_\_

ar ar ar

Circle, color, or highlight the sound spelling in each word.  
Then illustrate the word in the box.



car	jar	star
shark	bark	arm
bar	barn	park

Read the sentences. Write the word on the line. Use the word bank below.

Name: \_\_\_\_\_


jar

shark


barn

arm


car



That bug is on his \_\_\_\_\_.




A \_\_\_\_\_ has a fin.



The \_\_\_\_\_ is red.



What is in the \_\_\_\_\_?



That \_\_\_\_\_ can go fast.

Read each sentence, and draw a picture to show what it means.

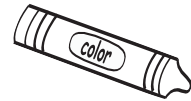
Name: \_\_\_\_\_



We can go to  
the park!

This is a gray  
and white shark.

Write a sentence using a word with the "ar" spelling pattern.  
Then draw a picture to show what your sentence means.



\_\_\_\_\_


-----

\_\_\_\_\_


-----

\_\_\_\_\_






bar




car




jar




star




bark




park



shark




arm




barn

# Ar Family Flashcards


Cut the cards apart and practice matching the word to the picture.




bar



park



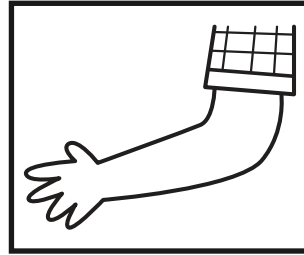
car




shark




jar




arm



star



barn



bark