



Sounds Fun

Phonics Songs

Handmotions

© 2011 Heidi Butkus & HeidiSongs

P.O. Box 603, La Verne, CA 91750

Phone: (909) 331-2090 Fax: (909) 992-3061

[www.heidisongs.com](http://www.heidisongs.com)


# Ai/Ay Hooray

(By Heidi Butkus and Mike Cravens; Verse)

Shake hands up over head left and right acting crazy, as if you are playing outside.



Put your hands up on the word, "ay."



Ai and ay say "A."

Shake hands up over head left and right acting crazy, as if you are playing outside.




Jump and cheer on the word, "Hooray!"

Let's go out to play. Hooray!

Shake hands up over head left and right acting crazy, as if you are playing outside.



Put your hands up on the word, "ay."



Ai and ay say "A."

Shake finger from right to left!

Point all over the place, pretending to count lots of things.




Jump and cheer on the word, "Hooray!"

No more rain today. Hooray!

# Ai/Ay Hooray

(By Heidi Butkus and Mike Cravens; Chorus)

Count with your fingers  
in time with the music.



One, two, three, four, five, six, seven, eight!

Pat your legs in time  
with the music.



Cheer for the team! Cheer for the team!

Jump up and down in  
time with the music.




Jump for the team! Jump for the team! Hooray!

Shake hands up over  
head left and right  
acting crazy, as if you  
are playing outside.



Put your hands up  
on the word, "ay."



Jump and cheer on the  
word, "Hooray!"



Ai and ay say "A." Let's go out to play. Hooray!

(Repeat one more time from the beginning.)

# Ar Pirate

(By Heidi Butkus and Mike Cravens)

Swing your hands from side to side.



## A and R for a pirate is

Swing your fist like a pirate each time you say, "Ar!"



## "Ar, ar, ar!"

Shake your finger.



## It's hard to be a pirate at sea!

Swing your fist like a pirate each time you say, "Ar!"




## "Ar, ar, ar!"

(repeat )

# Au/Aw Caw


(By Heidi Butkus and Mike Cravens)

Raise one wing and then the other, on the words, "Au' and "Aw." Then raise both wings on the words "Aw like caw!"




Au and Aw say "aw" like caw!

Raise one wing and then the other, on the words, "Au' and "Aw." Then raise both wings on the word "Aw!"




Au and Aw say "aw!"

Raise your wings each time you say, "Caw!"



Caw, caw, caw! Caw, caw, caw!

Raise one wing and then the other, on the words, "Au' and "Aw." Then raise both wings on the word "Aw!"




Au and Aw say "aw!"

(Repeat one more time)

# Ch Choo Choo


(By Heidi Butkus and Mike Cravens)

Chug with one arm on the letter C, and the other arm on the letter H. Then chug three times when you say, "Ch., ch, ch!"



C and H. /Ch/, /ch/, /ch/!

Do the same thing as before, but towards the other direction.



C and H. /Ch/, /ch/, /ch/!

Chug like a train!

Chug like a train in time to the music, and then pull a train whistle.



Just like a choo choo train!

Chug like a train!

Chug like a train in time to the music, and then pull a train whistle.



Just like a choo choo train!


(Repeat!)

# Ea/Ee Whee

(By Heidi Butkus and Mike Cravens)

Wave your hands around as if you are trying to see in the dark. Then put your hands up and scream, "EEE!"

Wave hands around as if trying to see in the dark!



Ea and Ee: EEEEE! Ea and Ee: EEEEE!

Stomp high right-left-right. Then put your hands up and scream, "Eeee!" Repeat.



Boogie to the beat. EEEEE! Move those feet. EEEEE!

Stomp high right-left-right. Then put your hands up and scream, "Eeee!" Repeat.

Wave hands around as if trying to see in the dark!



Boogie to the beat. EEEEE! Move those feet. EEEEE!

Stomp and push your hand to the right four times, then to the left four times. Repeat.



(Stomp right 4x, then left 4x; repeat)

Repeat song from the beginning then end as you began.

Wave hands around as if trying to see in the dark!





Ea and Ee: EEEEE!

# Er/Er/Ur Tiger


(By Heidi Butkus and Mike Cravens)

Brush your right arm in time to the music, then the left. Then scratch right and left, and growl.



## Stripes on Mr. Tiger's fur! Scratch and scratch and grrr!

Brush your right arm in time to the music, then the left. Then shake your finger from left to right as if to say, "No!"



## Stripes on Mr. Tiger's fur! Please don't eat me tiger, sir!

Sway back and forth, swiping like a tiger. Then growl on the word, "Er!"



## Er, ir, ur! Tiger, tiger, "er!"

Sway back and forth, swiping like a tiger. Then growl on the word, "Er!"



## Er, ir, ur! Tiger, tiger, "er!"

(Repeat from the beginning)



# Ew Monster

(By Heidi Butkus and Mike Cravens)

Point to your  
head.



Here's a rule we must review,

Shake finger from  
right to left!


Shake your finger  
from side to side.



Even though it's nothing new!

Pretend to pick your  
nose by putting your  
finger to the side of  
your nose and twist-  
ing it back and  
forth.

Pick your nose!



Fingers up the nose are bad,

Pretend to cry,  
wiping your  
eyes.

Cry!




You'll get sick and then be sad.

# Ew Monster

(By Heidi Butkus and Mike Cravens)

Pick your nose!

Pretend to pick your nose by twisting your finger to the side of it. Then shake your finger in time to the music.



Shake finger!



E-W says "ew!" Such a nasty thing to do!

Pick your nose!

Repeat as before, then point to somebody as if he were Mr. Monster.



Shake finger!



Point to someone!



E-W says "ew!" Mr. Monster, that means YOU!

Pick your nose!

Pretend to pick your nose by twisting your finger to the side of it. Then shake your finger in time to the music.




Shake finger!



E-W says "ew!" Such a nasty thing to do!

Pick your nose!

Repeat as before, then point to somebody as if he were Mr. Monster.



Shake finger!



Point to someone!




E-W says "ew!" Mr. Monster, that means YOU!

*(repeat from beginning)*

# Igh Sailor


(El Capitan by John Phillips Sousa)



Well, I-G-H says, "I!"



Just like in a light, a light, a light,



Or even a fight, a fight, a fight!



'Cause I-G-H says, "I!" Just like in a light or even a fight tonight! Aye, aye!

(repeat from beginning)

# Ing King


(By Heidi Butkus and Mike Cravens)

Dance like Elvis, gyrating one hip and then the other!



I-N-G spells "ing" like king!

Bow to one side and then the other.




Bow to the king! Bow to the king!

Dance like Elvis, gyrating one hip and then the other!



I-N-G spells "ing" like king!

Bow to one side and then the other.



Bow to the king! Bow to the king!

Do the twist!



Swing like the king, oh yeah! Swing like the king, yeah!

Repeat from the beginning.

# Ink

(By Heidi Butkus and Mike Cravens)

Shake your hands as you say the letters "I-N-K." Then as you say "ink like pink" wipe your hands on your shirt.

Shake it!




Wipe your hands on your shirt!



I-N-K spells "ink" like "pink." I-N-K spells "ink" like "pink."

Flip hands up on "Uh oh!" Then wipe hands together as if cleaning ink off on "I think I spilled pink ink."

Uh oh!



Wipe hands together.



Uh, oh! I think I spilled pink ink!  
Uh, oh! I think I spilled pink ink!

Wash hands.

Wash hands.

Wash your hands to one side and then the other.



Wash it in the sink! Wash it in the sink!

Shake your hands as you say the letters "I-N-K." Then as you say "ink like pink" wipe your hands on your shirt.

Shake it!



Wipe your hands on your shirt!



I-N-K spells "ink" like "pink." I-N-K spells "ink" like "pink."

Motion to someone to "Come one" as shown, and then clap in time to the music. Then count with your fingers up to four.

Come on!



Come on!



Come on! Uh, huh! (clap!) Come on! Uh, huh! (clap!)  
Come on! Uh, huh! (clap!) 1, 2, 3, 4!


((Repeat from the beginning, leaving out the "Come on" section.))

# Oa Tummy Ache

(By Heidi Butkus and Mike Cravens)

Make an O! Make an O! Make the O pulse!


Put one hand up and then the other to form an O over your head.



O and A go "Oh, oh, oh!"

Cry!


Pretend to cry.




As he begins to cry!

Put one hand on your tummy and then the other.

Put one hand on your tummy and then the other on the words, "Oh! Oh!" Swing hips back and forth on "Oh, oh, oh!"



Cross hands on tummy and swing hips back and forth.



Oh! Oh! Oh, oh, oh!

Cry!

Pretend to cry.



Poor little tummy ache guy!


*(repeat from beginning)*

# Oo Monkey

(By Heidi Butkus and Mike Cravens; Chorus)


Make an O! Make an O! Pretend you're a monkey!

Put one hand up and then the other to form an O. Then make a monkey motion each time you make the sound, /oo/, /oo/, /oo/.



O and O go /oo/ /oo/ /oo/,


Dance around like a monkey, swinging arms from side to side.



Like a monkey, like a monkey!


Make an O! Make an O! Pretend you're a monkey!

Put one hand up and then the other to form an O. Then make a monkey motion each time you make the sound, /oo/, /oo/, /oo/.



O and O go /oo/ /oo/ /oo/,

Dance around like a monkey, swinging arms from side to side.



Like a monkey, like a monkey!

(Continued)

# Oo Monkey


(By Heidi Butkus and Mike Cravens; Verse)

Shake your hands and  
dance around in time to  
the music.



We're climbing up a tree,

Shake your hands and  
dance around in time to  
the music.



And we're monkeying around!

Scratch a flea!

Dance around any way  
you want.



We scratcha, scratcha, scratcha,

Jump on  
the ground!

Keep dancing!



And we're jumping on the ground!

(Repeat chorus from the beginning.)



# Oi/Oy Piggy


(By Heidi Butkus and Mike Cravens; Chorus)

Fold your hands in front of you as if doing a square dance Do-se-do move and dance around, doing the box step. Then push your nose up on, "Oy, oy!"

**Do-se-do!**




**Push your nose up, like a pig!**




**O-I, O-Y goes "Oy, oy!" O-I, O-Y goes "Oy, oy!"**

Jump up and down. Then jump and punch the air on, "Oh, boy!"



**We're jumping for joy, joy, joy. Oh, boy!**

Jump up and down. Then jump and punch the air on, "Oh, boy!"



**We're jumping for joy, joy, joy. Oh, boy!**

Fold your hands in front of you as if doing a square dance Do-se-do move and dance around, doing the box step. Then push your nose up on, "Oy, oy!"

**Do-se-do!**



**Push your nose up, like a pig!**



**Cause O-I, O-Y goes "Oy, oy!" O-I, O-Y goes "Oy, oy!"**

# Oi/Oy Piggy

(By Heidi Butkus and Mike Cravens; Verse)

Push your nose up,  
like a pig!

Push up your nose  
and oink like a pig.



The piggy goes, "Oink, oink, oink!"


Push your nose up,  
like a pig!

Push up your nose  
and oink like a pig.




The piggy goes, "Oink, oink, oink!"

Jump up and  
down. Then jump  
and punch the  
air on, "Oh, boy!"




Oh, boy!




We're jumping for joy, joy, joy. Oh, boy!

Jump up and  
down. Then jump  
and punch the  
air on, "Oh, boy!"



Oh, boy!



We're jumping for joy, joy, joy. Oh, boy!

(Repeat chorus from the beginning.)

# Or Dinosaur

(By Heidi Butkus and Mike Cravens)

Pretend you're  
a dinosaur!

Walk like a  
dinosaur with one  
hand up.



O-R, or! Just like a dinosaur!

Pretend you're  
a dinosaur!


Walk like a  
dinosaur with the  
other hand up.



O-R, or! Just like a dinosaur!

Chomp!


Chomp twice as  
shown, and then  
stomp as you  
walk like a dino,  
moving forward.



Chomp, chomp, roar! Stomp across the floor!

Chomp!

Chomp twice as  
shown, and then  
stomp as you  
walk like a dino,  
moving back-  
wards this time..



Chomp, chomp, roar! Stomp across the floor!

# Or Dinosaur

(By Heidi Butkus and Mike Cravens)

Jump right and left!


Jump from side to side, right and left, like a dinosaur.



## Jump and bump and roar like a baby dinosaur!

Jump right and left!

Jump from side to side, right and left, like a dinosaur.




## Jump and bump and roar like a baby dinosaur!

(Repeat whole song from the beginning.)

# Ou and Ow Howl


(By Heidi Butkus and Mike Cravens; Verse)

Put one hand out and then the other on the words "Ou and Ow."  
Howl to the right when you say, "Ow ow ow."




## Ou and Ow go "Ow, ow, ow!"

Put your hand behind one ear as if listening.  
Then howl like a dog.




## So let me hear you howl: Ow!!!!

Put one hand out and then the other on the words "Ou and Ow."  
Howl to the right when you say, "Ow ow ow."



## Ou and Ow go "Ow, ow, ow!"

Put your hand behind one ear as if listening.  
Then howl like a dog.




## So let me hear you howl: Ow!!!!

# Ou and Ow Howl

(By Heidi Butkus and Mike Cravens: Chorus)

Howl to  
the right!

Howl to the right.



The doggy says, "Ow!"

Howl to  
the left!


Howl to the left.



Coyote says, "Ow!"

Howl to  
the right!


Howl to the right.



Wolfy says, "Ow!"

Howl like a dog!

Howl center.



Ow!!!!


(Repeat from the beginning.)

# Sh Quiet Girl

(Follow Me)

Make wavy water hands to  
the right and left!


Wiggle your hands as shown  
in time to the music. (This is  
almost like a hula movement!)



S and H! S and H!

Shhh!

Put one finger in front  
of your mouth for the  
universal "sh" sign.



/sh/, /sh/, /sh/, /sh/, /sh/!

Shake your finger.




Quiet, please! Quiet, please!

Shhh!

Put one finger in front  
of your mouth for the universal  
"sh" sign.

Shout "NOW" at the very  
end of the song, after three  
repetitions, each one getting  
quieter as you go along.




/sh/, /sh/, /sh/, /sh/, /sh/. NOW!

Repeat two more times from the beginning, get-  
ting quieter each time.

# Th Blowing Raspberries

(By Heidi Butkus and Mike Cravens)


Put your hand over your eyes for the word, "See."



When you see T and H this is your big chance


Point to Your teeth!

Point to your teeth.




To stick your tongue between your teeth and blow!

Put your hands up on your head, thumbs on your forehead as shown, and flap your hands back and forth in the "Nya, nya, nya" position. Then blow raspberries on the "th" sound.




Stick your tongue out and "blow raspberries!"!




Cause T-H, T-H goes: /th/, /th/!

Repeat as before.



Stick your tongue out and "blow raspberries!"!



T-H, T-H goes: /th/, /th/!



# Th Blowing Raspberries

(By Heidi Butkus and Mike Cravens; continued)


Point to Your  
teeth!

Point to your teeth.




You stick your tongue between your teeth and blow:

Stick your tongue  
out and "blow  
raspberries!"




/th/, /th/!

Put your hands up on  
your head, thumbs on  
your forehead as shown,  
and flap your hands back  
and forth in the "Nya,  
nya, nya" position. Then  
blow raspberries on the  
"th" sound.



Stick your tongue  
out and "blow  
raspberries!"



'Cause T-H, T-H goes: /th/, /th/!

Pat your legs.



It's like thumpity, thump, thump, thump!

# Th Blowing Raspberries

(By Heidi Butkus and Mike Cravens; continued)


Shake your hips in time to the music.



## But not bumpity, bump, bump, bump!

Put your finger into your hair, and then touch your shoe or toes. Then jump and punch on each letter, "I-N-T-O!"

Point to lots of people!




## Like they-ditty, they, they, they!

Shake hands overhead and run in place.




## But not play-ditty, play, play, play!

Put your hands up on your head, thumbs on your forehead as shown, and flap your hands back and forth in the "Nya, nya, nya" position. Then blow raspberries on the "th" sound.



Stick your tongue out and "blow raspberries!"




## Cause T-H, T-H goes: /th/, /th/!


# Th Blowing Raspberries

(By Heidi Butkus and Mike Cravens; continued)

Put your hands up on your head, thumbs on your forehead as shown, and flap your hands back and forth in the "Nya, nya, nya" position. Then blow raspberries on the "th" sound.



Stick your tongue out and "blow raspberries!"!



T-H, T-H goes: /th/, /th/!

Point to Your teeth!

Point to your teeth.



You stick your tongue between your teeth and blow:


Stick your tongue out and "blow raspberries!"!

Blow raspberries.




/th/, /th/!

Continue as before.



Stick your tongue out and "blow raspberries!"!



'Cause T-H, T-H goes: /th/, /th/!

# Unk Skunk

(By Heidi Butkus and Mike Cravens)

Shake your fist and elbow forward in time to the music like a rapper. Then wave your hand in front of your nose, saying, "Pee you!"

Shake your fist forward and boogie



U-N-K spells "unk" like skunk. Pee you! Pee you!

Shake your fist forward and boogie





Continue as before.

U-N-K spells "unk" like skunk. Pee you! Pee you!

Step and point to the left!

Step and point to the right!

Step together step to the left and then right, as you boogie to the music and point in the correct direction.



Boogie to the left, boogie to the right.

Tail goes up!

Shake finger from right to left!

Show how your tail goes up, like a skunk getting ready to spray. Then shake your finger from side to side to show that you lost.




Tail goes up, you lost the fight!

(Repeat "Boogie section" twice, then repeat whole song from beginning.)


# Magic Y

(The Caissons by Gruber/Sousa)

Make a sign language Y, and then show two fingers.




Show two fingers!



When a Y ends a word with two syllables or more,

Make a sign language Y, and then show make a capital E with your body as shown.




Magic Y makes the sound of an E!

Make a sign language Y, and then show two fingers.




Show two fingers!



When a Y ends a word with two syllables or more,

Make a sign language Y, and then show make a capital E with your body as shown.



Magic Y makes the sound of an E!

# Magic Y

(The Caissons by Gruber/Sousa; continued)

Jump up and down!



So we're hap-happy as we burn off energy!


March!

March in place.




Count off the numbers loud and strong:

Count out loud, showing your fingers.



One, two!

Hold hands out as shown.



So wherever you go,

# Magic Y


(The Caissons by Gruber/Sousa; continued)

Pretend to saw something to one side, and then saw something to the other side.



## You will always know,


Make a sign language Y, and then show make a capital E with your body as shown.



## Magic Y makes the sound of an E.

Give a salute!

Salute!




## Yes siree!

# When Two Vowels Go Walking

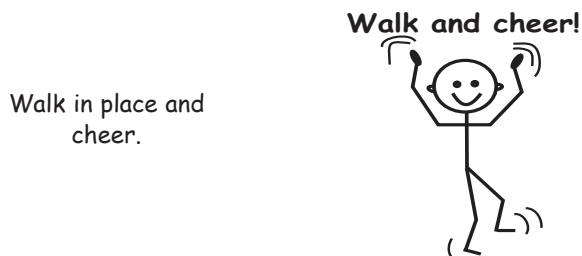
(By Heidi Butkus and Mike Cravens)




When two vowels go walking,



The first one does the talking!



The first one wins the game and says his name!



The second, he got mad; now he's quiet and sad.



When two vowels go walking, that's the game!




# When Two Vowels Go Walking

(By Heidi Butkus and Mike Cravens)

Spin around!


Spin around.



He had a spinning winning name,

Spin around!


Keep spinning!



The second vowel lost the game!

Spin around!


Keep spinning but change directions!



He had a spinning winning name,

Spin around!

Keep spinning!




The second vowel lost the game!

(Repeat from the beginning!)

# Bossy E

(By Heidi Butkus and Mike Cravens; Chorus)

Put your hands over your eyes as if looking for something.



When I see a little word that ends with an E,

**Shake your fists!**

Shake your fists as if getting ready to fight somebody. Then point to yourself.




**Thumbs to yourself!**



That makes the middle vowel say its name to me!

**Shake it!**

Shake your hands as if whinnying like a toddler having a fit.



He says, "HEY! You Bossy E! Stop bossing me!"


**Shake your fists!**

Shake your fists as if getting ready to fight somebody.



**Shake it!**

Shake your fists like you are going to hit somebody.



Say your name! "HEY! You Bossy E!


**Shake your fists!**

Shake your fists as if getting ready to fight somebody.



**Shake it!**

Shake your fists like you are going to hit somebody. Then count with your fingers to four.




Stop bossing me!" Say your name! 1, 2, 3, 4!

# Bossy E

(By Heidi Butkus and Mike Cravens; Verse 2)

Shake and boogie in time to the music, with three quick shakes on the last words "Shake, shake shake."


Shake it!



It's not a shack but shake. Shake, shake, shake!

Continue as before.


Shake it!



Not a shack but shake. Shake, shake, shake!

Keep going!

Shake it!



Not a shack but shake. Shake, shake, shake!

Shake your fists as if getting ready to fight somebody.

Shake your fists!



Clap!



Shake your fists!



Clap!




Thanks to Bossy E! (Clap!) Thanks to Bossy E! (Clap!)

# Bossy E

(By Heidi Butkus and Mike Cravens: Chorus)

Put your hands over your eyes as if looking for something.



When I see a little word that ends with an E,

**Shake your fists!**

**Thumbs to yourself!**


Shake your fists as if getting ready to fight somebody. Then point to yourself.



That makes the middle vowel say its name to me!

**Shake it!**

Shake your hands as if winning like a toddler having a fit.



He says, "HEY! You Bossy E! Stop bossing me!"


**Shake your fists!**

**Shake it!**

Shake your fists as if getting ready to fight somebody.



Shake your fists like you are going to hit somebody.



Say your name! "HEY! You Bossy E!"


**Shake your fists!**

**Shake it!**

Shake your fists as if getting ready to fight somebody.



Shake your fists like you are going to hit somebody. Then count with your fingers to four.




Stop bossing me!" Say your name! 1, 2, 3, 4!

# Bossy E


(By Heidi Butkus and Mike Cravens; Verse 2)

Crack the whip!

Pretend to crack a whip, and then wipe a window.




Wave hands back and forth!



It's not a whip but wipe. Wipe, wipe, wipe!

Crack the whip!

Continue as before.




Wave hands back and forth!




Not a whip but wipe. Wipe, wipe, wipe!

Crack the whip!

Keep going!



Wave hands back and forth!




Not a whip but wipe. Wipe, wipe, wipe!

Shake your fists as if getting ready to fight somebody.

Shake your fists!



Shake your fists!



Thanks to Bossy E! (Clap!) Thanks to Bossy E! (Clap!)