

PharmLabs San Diego Certificate of Analysis

3421 Hancock St, Second Floor, San Diego, CA 92110 | License: C8-000098-LIC
ISO/IEC 17025:2017 Acc. L17-427-1 #85368



Sample **Cosmic Conez S'Mores**

Sample ID	SD240221-072 (91384)	Matrix	Edible (Other Cannabis Good)
Tested for	Fresh Farms E-Liquid LLC	Reported	Feb 26, 2024
Sampled	-	Received	Feb 21, 2024
Analyses executed	CANX, RES, MIBNIG, MTO, PES, HME, 4AD, AMU, TRY, PSY	Unit Mass (g)	263.584
		Num. of Servings	10
		Serving Size (g)	26.36

CANX - Cannabinoids Analysis

Analyzed Feb 23, 2024 | Instrument HPLC-VWD | Method SOP-001
The expanded Uncertainty of the Cannabinoid analysis is approximately $\pm 7.806\%$ at the 95% Confidence Level

Analyte	LOD mg/g	LOQ mg/g	Result %	Result mg/g	Result mg/Serving	Result mg/Unit	Sample photography
11-Hydroxy- Δ^8 -Tetrahydrocannabinol (11-Hyd- Δ^8 -THCV)	0.013	0.041	ND	ND	ND	ND	
Cannabidiol (CBDO)	0.002	0.007	ND	ND	ND	ND	
Abnormal Cannabidiol (a-CBDO)	0.01	0.031	ND	ND	ND	ND	
(+/-)-9B-Hydroxy-Hexahydrocannabinol (9b-HHC)	0.012	0.036	ND	ND	ND	ND	
11-Hydroxy- Δ^8 -Tetrahydrocannabinol (11-Hyd- Δ^8 -THC)	0.007	0.021	ND	ND	ND	ND	
Cannabidiolic Acid (CBDA)	0.001	0.16	ND	ND	ND	ND	
Cannabigerol Acid (CBGA)	0.001	0.16	ND	ND	ND	ND	
Cannabigerol (CBG)	0.001	0.16	ND	ND	ND	ND	
Cannabidiol (CBD)	0.001	0.16	0.03	0.32	8.44	84.35	
γ (S)-THD (s-THD)	0.013	0.041	ND	ND	ND	ND	
γ (R)-THD (r-THD)	0.025	0.075	ND	ND	ND	ND	
Tetrahydrocannabinol (THCV)	0.001	0.16	ND	ND	ND	ND	
Δ^8 -tetrahydrocannabinol (Δ^8 -THCV)	0.021	0.064	ND	ND	ND	ND	
Cannabidiol (CBDH)	0.005	0.16	ND	ND	ND	ND	
Tetrahydrocannabinol (Δ^9 -THCB)	0.013	0.038	ND	ND	ND	ND	
Cannabinol (CBN)	0.001	0.16	ND	ND	ND	ND	
Cannabidiophorol (CBDP)	0.015	0.047	ND	ND	ND	ND	
exo-THC (exo-THC)	0.005	0.16	ND	ND	ND	ND	
Tetrahydrocannabinol (Δ^9 -THC)	0.003	0.16	0.19	1.87	49.29	492.90	
Δ^8 -tetrahydrocannabinol (Δ^8 -THC)	0.004	0.16	0.00	0.02	0.53	5.27	
(6aR,9S)- Δ^{10} -Tetrahydrocannabinol ((6aR,9S)- Δ^{10})	0.015	0.16	ND	ND	ND	ND	
Hexahydrocannabinol (S Isomer) (9s-HHC)	0.017	0.16	ND	ND	ND	ND	
(6aR,9R)- Δ^{10} -Tetrahydrocannabinol ((6aR,9R)- Δ^{10})	0.007	0.16	ND	ND	ND	ND	
Hexahydrocannabinol (R Isomer) (9r-HHC)	0.016	0.16	ND	ND	ND	ND	
Tetrahydrocannabinolic Acid (THCA)	0.001	0.16	ND	ND	ND	ND	
Δ^9 -Tetrahydrocannabinol (Δ^9 -THCH)	0.024	0.071	ND	ND	ND	ND	
Cannabinol Acetate (CBNO)	0.014	0.043	ND	ND	ND	ND	
Δ^9 -Tetrahydrocannabinol (Δ^9 -THCP)	0.017	0.16	ND	ND	ND	ND	
Δ^8 -Tetrahydrocannabinol (Δ^8 -THCP)	0.041	0.16	ND	ND	ND	ND	
Cannabicitran (CBT)	0.005	0.16	ND	ND	ND	ND	
Δ^8 -THC-O-acetate (Δ^8 -THCO)	0.076	0.16	ND	ND	ND	ND	
9(S)-HHCP (s-HHCP)	0.031	0.094	ND	ND	ND	ND	
Δ^9 -THC-O-acetate (Δ^9 -THCO)	0.066	0.16	ND	ND	ND	ND	
9(R)-HHCP (r-HHCP)	0.026	0.079	ND	ND	ND	ND	
9(S)-HHC-O-acetate (s-HHCO)	0.005	0.16	ND	ND	ND	ND	
9(R)-HHC-O-acetate (r-HHCO)	0.008	0.025	ND	ND	ND	ND	
3-octyl- Δ^8 -Tetrahydrocannabinol (Δ^8 -THC-C8)	0.067	0.204	ND	ND	ND	ND	
Δ^9 -THC methyl ether (Δ^9 -MeO-THC)			ND	ND	ND	ND	
Total THC (THCa * 0.877 + Δ^9 THC)			0.19	1.87	49.29	492.90	
Total THC + Δ^8 THC + Δ^{10} THC (THCa * 0.877 + Δ^9 THC + Δ^8 THC + Δ^{10} THC)			0.19	1.89	49.82	498.17	
Total CBD (CBDA * 0.877 + CBD)			0.03	0.32	8.44	84.35	
Total CBG (CBGA * 0.877 + CBG)			ND	ND	ND	ND	
Total HHC (9r-HHC + 9s-HHC)			ND	ND	ND	ND	
Total Cannabinoids Analyzed			0.22	2.21	58.26	582.52	

4AD - 4A-Dimethyltryptamine Analysis

Analyzed Feb 23, 2024 | Instrument HPLC-VWD | Method SOP-4AD
The expanded Uncertainty of the analysis is approximately $\pm 7.806\%$ at the 95% Confidence Level


Analyte	LOD ppm	LOQ ppm	Result %	Result mg/g	Result mg/Serving	Result mg/Unit
Psilocybin (PSLA)	0.015	0.044	ND	ND	ND	ND
4-Hydroxy-DET (4HDE)	0.014	0.042	ND	ND	ND	ND
4-Acetoxy-DET (4ADE)	0.004	0.011	ND	ND	ND	ND
Total Analyzed	-	-	0.00	0.00	0.00	0.00

AMU - Amanita Muscaria Analysis

Analyzed Feb 25, 2024 | Instrument HPLC-VWD | Method SOP-AMU
The expanded Uncertainty of the analysis is approximately $\pm 7.806\%$ at the 95% Confidence Level

Analyte	LOD ppm	LOQ ppm	Result %	Result mg/g	Result mg/Serving	Result mg/Unit
Ibotenic Acid (IBOA)	1.025	3.105	ND	ND	ND	ND
Muscimol (MUOL)	0.19	0.576	ND	ND	ND	ND

UJ Unidentified
ND Not Detected
N/A Not Applicable
NT Not Reported
LOD Limit of Detection
LOQ Limit of Quantification
<LOQ Detected
>UOL Above upper limit of linearity
CFU/g Colony Forming Units per 1 gram
TNTC Too Numerous to Count



Authorized Signature

Brandon Starr

Brandon Starr, Lab Manager
Mon, 26 Feb 2024 08:55:17 -0800

PharmLabs San Diego | 3421 Hancock St, Second Floor, San Diego, CA 92110 | 619.356.0898 | ISO/IEC 17025:2017 Acc. L17-427-1

"This report shall not be reproduced except in full, without the written approval of the lab. This report is for informational purposes only and should not be used to diagnose, treat or prevent any disease. Results are only for samples and batches indicated. Results are reported on an "as received" basis, unless indicated otherwise. When a Pass/Fail status is reported, that status is intended to be in accordance with federal, state and local laws which are required for the customer to be in compliance. The measurement of uncertainty is not included in the Pass/Fail evaluation unless explicitly required by federal, state or local laws and has been reported on the certificate of analysis. Measurement of uncertainty is available upon request.



TRY - Tryptamine Analysis

Analyzed Feb 23, 2024 | Instrument HPLC VWD | Method SOP-TRY
 The expanded Uncertainty of the analysis is approximately ±7.806% at the 95% Confidence Level

Analyte	LOD ppm	LOQ ppm	Result %	Result mg/g	Result mg/Serving	Result mg/Unit
Norbaeocystin (NORB)	0.01	0.029	ND	ND	ND	ND
Baeocystin (BAEO)	0.01	0.029	ND	ND	ND	ND
Aeruginascin (AERU)	0.007	0.022	ND	ND	ND	ND
Norpsilocin (NORP)	0.003	0.009	ND	ND	ND	ND

PSY - Psilocybin & Psilocin Analysis

Analyzed Feb 23, 2024 | Instrument HPLC VWD | Method SOP-PSY
 The expanded Uncertainty of the analysis is approximately ±7.806% at the 95% Confidence Level

Analyte	LOD ppm	LOQ ppm	Result %	Result mg/g	Result mg/Serving	Result mg/Unit
Psilocybin (PSCY)	0.007	0.019	ND	ND	ND	ND
Psilocin (PSCI)	0.003	0.009	ND	ND	ND	ND

HME - Heavy Metals Analysis

Analyzed Feb 23, 2024 | Instrument ICP/MSMS | Method SOP-005

Analyte	LOD ug/g	LOQ ug/g	Result ug/g	Limit ug/g
Arsenic (As)	0.0009	0.0027	0.00	1.5
Cadmium (Cd)	0.0005	0.0015	0.01	0.5
Mercury (Hg)	0.0058	0.0174	ND	3
Lead (Pb)	0.0006	0.0018	ND	0.5
Nickel (NI)	6.0e-05	0.0002	NT	

MIBNIG - Microbial Analysis

Analyzed Feb 23, 2024 | Instrument Plating | Method SOP-007


Analyte	LOD	LOQ	Result CFU/g	Limit	Analyte	LOD	LOQ	Result CFU/g	Limit
Shiga toxin-producing Escherichia Coli			ND	ND per 1 gram	Salmonella spp.			ND	ND per 1 gram

MTO - Mycotoxin Analysis

Analyzed Feb 25, 2024 | Instrument LC/MSMS | Method SOP-004

Analyte	LOD ug/kg	LOQ ug/kg	Result ug/kg (ppb)	Limit ug/kg	Analyte	LOD ug/kg	LOQ ug/kg	Result ug/kg (ppb)	Limit ug/kg
Ochratoxin A	5.0	20.0	ND	20	Aflatoxin B1	2.5	5.0	ND	-
Aflatoxin B2	2.5	5.0	ND	-	Aflatoxin G1	2.5	5.0	ND	-
Aflatoxin G2	2.5	5.0	ND	-	Total Aflatoxins	10.0	20.0	ND	20

UI Unidentified
 ND Not Detected
 N/A Not Applicable
 NT Not Reported
 LOD Limit of Detection
 LOQ Limit of Quantification
 <LOQ Detected
 >ULOL Above upper limit of linearity
 CFU/g Colony Forming Units per 1 gram
 TNTC Too Numerous to Count



Authorized Signature

Brandon Starr

Brandon Starr, Lab Manager
 Mon, 26 Feb 2024 08:55:17 -0800

PharmLabs San Diego | 3421 Hancock St, Second Floor, San Diego, CA 92110 | 619.356.0898 | ISO/IEC 17025:2017 Acc. L17-427-1

*This report shall not be reproduced except in full, without the written approval of the lab. This report is for informational purposes only and should not be used to diagnose, treat or prevent any disease. Results are only for samples and batches indicated. Results are reported on an "as received" basis, unless indicated otherwise. When a Pass/Fail status is reported, that status is intended to be in accordance with federal, state and local laws which are required for the customer to be in compliance. The measurement of uncertainty is not included in the Pass/Fail evaluation unless explicitly required by federal, state or local laws and has been reported on the certificate of analysis. Measurement of uncertainty is available upon request.

PES - Pesticides Analysis

Analyzed Feb 25, 2024 | Instrument LC/MSMS GC/MSMS | Method SOP-003


Analyte	LOD ug/g	LOQ ug/g	Result ug/g	Limit ug/g	Analyte	LOD ug/g	LOQ ug/g	Result ug/g	Limit ug/g
Aldicarb	0.0078	0.02	ND	0.0078	Carbofuran	0.01	0.02	ND	0.01
Dimethoate	0.01	0.02	ND	0.01	Etofenprox	0.02	0.1	ND	0.02
Fenoxycarb	0.01	0.02	ND	0.01	Thiachloprid	0.01	0.02	ND	0.01
Daminozide	0.01	0.03	ND	0.01	Dichlorvos	0.02	0.07	ND	0.02
Imazalil	0.02	0.07	ND	0.02	Methiocarb	0.01	0.02	ND	0.01
Spiroxamine	0.01	0.02	ND	0.01	Coumaphos	0.01	0.02	ND	0.01
Fipronil	0.01	0.1	ND	0.01	Paclbutrazol	0.01	0.03	ND	0.01
Chlorpyrifos	0.01	0.04	ND	0.01	Ethoprophos (Prophos)	0.01	0.02	ND	0.01
Baygon (Propoxur)	0.01	0.02	ND	0.01	Chlordane	0.04	0.1	ND	0.04
Chlorfenapyr	0.03	0.1	ND	0.03	Methyl Parathion	0.02	0.1	ND	0.02
Mevinphos	0.03	0.08	ND	0.03	Abamectin	0.03	0.08	ND	0.3
Acephate	0.02	0.05	ND	5	Acetamidrid	0.01	0.05	ND	5
Azoxystrobin	0.01	0.02	ND	40	Bifenazate	0.01	0.05	ND	5
Bifenthrin	0.02	0.35	ND	0.5	Boscalid	0.01	0.03	ND	10
Carbaryl	0.01	0.02	ND	0.5	Chlorantraniliprole	0.01	0.04	ND	40
Clofentezine	0.01	0.03	ND	0.5	Diazinon	0.01	0.02	ND	0.2
Dimethomorph	0.02	0.06	ND	20	Etoxazole	0.01	0.05	ND	15
Fenpyroximate	0.02	0.1	ND	2	Flonicamid	0.01	0.02	ND	2
Fludioxonil	0.01	0.05	ND	30	Hexythiazox	0.01	0.03	ND	2
Imidacloprid	0.01	0.05	ND	3	Kresoxim-methylj	0.01	0.05	ND	1
Malathion	0.01	0.05	ND	5	Metalaxyl	0.01	0.02	ND	15
Methomyl	0.02	0.05	ND	0.1	Myclobutanil	0.02	0.07	ND	9
Naled	0.01	0.02	ND	0.5	Oxamyl	0.01	0.02	ND	0.2
Permethrin	0.01	0.02	ND	20	Phosmet	0.01	0.02	ND	0.2
Piperonyl Butoxide	0.02	0.06	ND	8	Propiconazole	0.03	0.08	ND	20
Prallethrin	0.02	0.05	ND	0.4	Pyrethrin	0.05	0.41	ND	1
Pyridaben	0.02	0.07	ND	3	Spinosad A	0.01	0.05	ND	3
Spinosad D	0.01	0.05	ND	3	Spiromesifen	0.02	0.06	ND	12
Spiritramat	0.01	0.02	ND	13	Tebuconazole	0.01	0.02	ND	2
Thiamethoxam	0.01	0.02	ND	4.5	Trifloxystrobin	0.01	0.02	ND	30
Acequinocyl	0.02	0.09	ND	4	Captan	0.01	0.02	ND	5
Cypermethrin	0.02	0.1	ND	1	Cyfluthrin	0.04	0.1	ND	1
Fenhexamid	0.02	0.07	ND	10	Spinetoram J.L	0.02	0.07	ND	3
Pentachloronitrobenzene	0.01	0.1	ND	0.2					

RES - Residual Solvents Analysis

Analyzed Feb 23, 2024 | Instrument GC/FID with Headspace Analyzer | Method SOP-006

Analyte	LOD ug/g	LOQ ug/g	Result ug/g	Limit ug/g	Analyte	LOD ug/g	LOQ ug/g	Result ug/g	Limit ug/g
Propane (Prop)	0.4	40.0	ND		Butane (But)	0.4	40.0	ND	
Methanol (Metha)	0.4	40.0	ND		Ethylene Oxide (EthOx)	0.4	0.8	ND	
Pentane (Pen)	0.4	40.0	ND		Ethanol (Ethanol)	0.4	40.0	ND	
Ethyl Ether (EthEt)	0.4	40.0	ND		Acetone (Acet)	0.4	40.0	ND	
Isopropanol (2-Pro)	0.4	40.0	ND		Acetonitrile (Acetonit)	0.4	40.0	ND	
Methylene Chloride (MetCh)	0.4	0.8	ND		Hexane (Hex)	0.4	40.0	ND	
Ethyl Acetate (EthAc)	0.4	40.0	ND		Chloroform (Clo)	0.4	0.8	ND	
Benzene (Ben)	0.4	0.8	ND		1-2-Dichloroethane (12-Dich)	0.4	0.8	ND	
Heptane (Hep)	0.4	40.0	ND		Trichloroethylene (TriClIEth)	0.4	0.8	ND	
Toluene (Toluene)	0.4	40.0	ND		Xylenes (Xyl)	0.4	40.0	ND	

UJ Unidentified
 ND Not Detected
 N/A Not Applicable
 NT Not Reported
 LOD Limit of Detection
 LOQ Limit of Quantification
 <LOQ Detected
 >UOL Above upper limit of linearity
 CFU/g Colony Forming Units per 1 gram
 TNTC Too Numerous to Count



Authorized Signature

Brandon Starr

Brandon Starr, Lab Manager
 Mon, 26 Feb 2024 08:55:17 -0800

PharmLabs San Diego | 3421 Hancock St, Second Floor, San Diego, CA 92110 | 619.356.0898 | ISO/IEC 17025:2017 Acc. L17-427-1



*This report shall not be reproduced except in full, without the written approval of the lab. This report is for informational purposes only and should not be used to diagnose, treat or prevent any disease. Results are only for samples and batches indicated. Results are reported on an "as received" basis, unless indicated otherwise. When a Pass/Fail status is reported, that status is intended to be in accordance with federal, state and local laws which are required for the customer to be in compliance. The measurement of uncertainty is not included in the Pass/Fail evaluation unless explicitly required by federal, state or local laws and has been reported on the certificate of analysis. Measurement of uncertainty is available upon request.