

TUNING THE UKULELE

The ukulele can be tuned into various keys but the most popular tuning is:

G C E A

The image on the right shows the strings in order.

It is also worth remembering that the **1st string (A)** is the bottom string and the **4th string (G)** is top



TIP: Unlike many string instruments, these strings are not tuned in order of pitch. The C will be a lower pitch than the G, but E will be a higher pitch than both G and C. If you get stuck, a good idea is to visit www.youtube.com and type 'Ukulele Tuning' into the search bar for help with pitch differences.



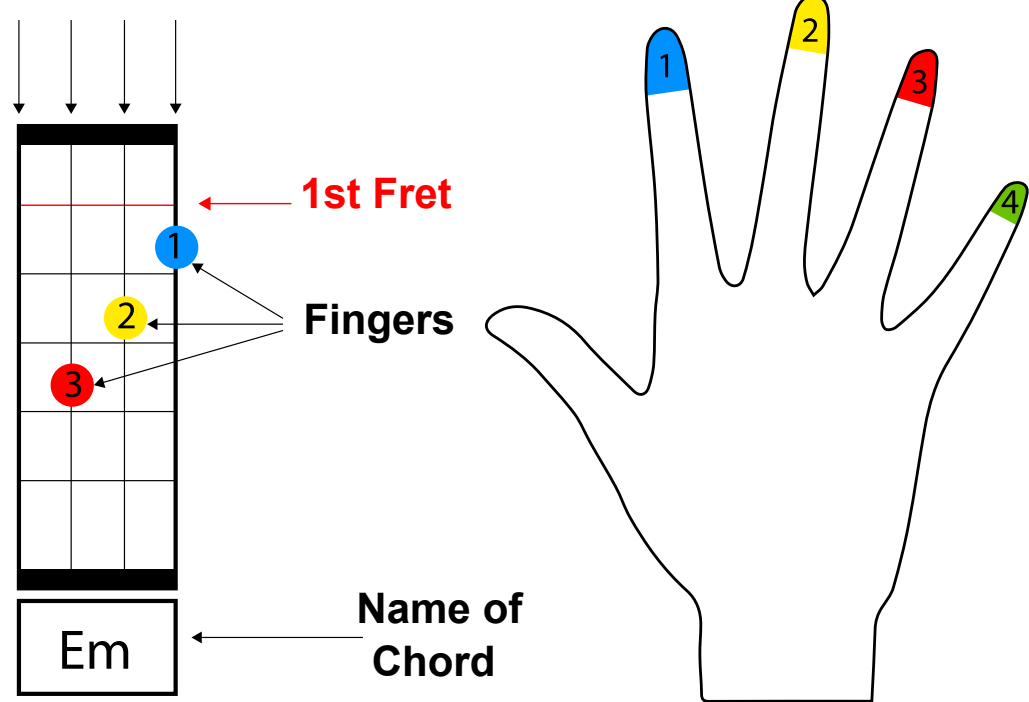
There are a number of ways you can tune each string to the correct note. From using the **G,C,E,A** keys on a piano, to pitch pipes and a tuning fork but we advise using an electronic tuner. These small devices pick up the sound when you pluck a string and tell you what note you are playing.

Tightening the strings by tuning the relevant tuning peg will increase the pitch. For example if you're tuning the 4th string to **G** and the electronic tuner shows **F** on the display when you pluck the string, turn the tuning peg a small amount and then pluck the string again. Repeat these steps until the tuner display reads **G**. Once it does, that string is ready and it's time to move onto the next one. See image on left for tuning peg information.

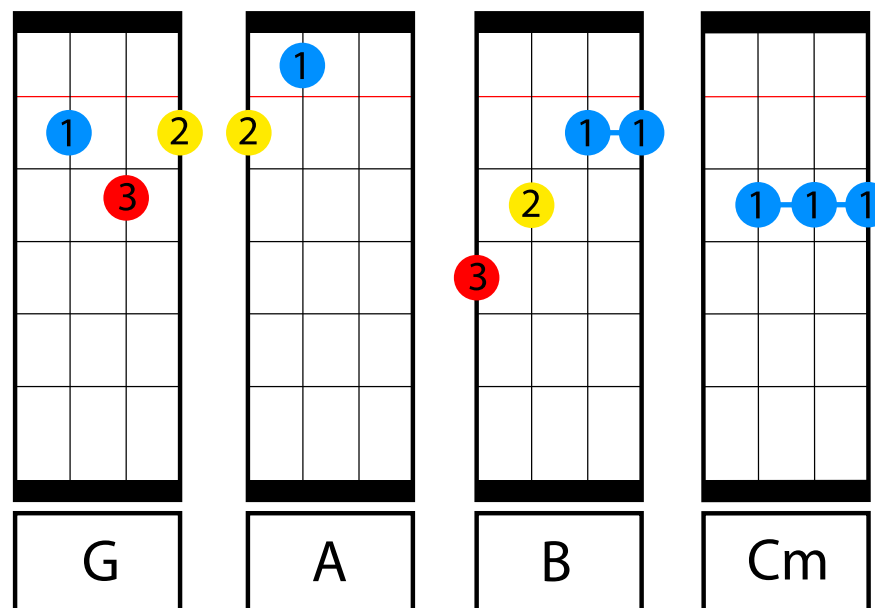
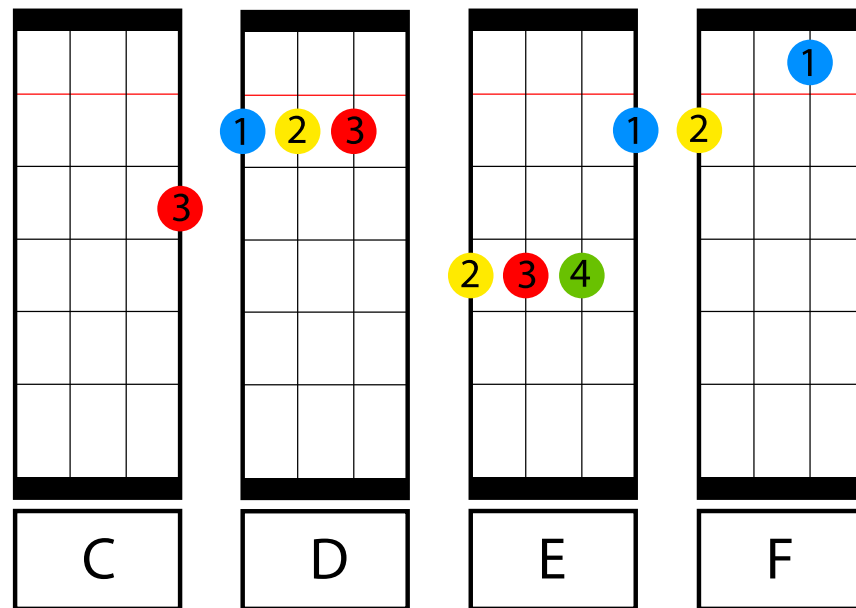
Don't have a tuner? There are many helpful tuning videos available on Youtube. Visit www.youtube.com and search 'Ukulele Tuning'

CHORD GUIDE

STRINGS




- This guide makes it easy to find the right chords to your favourite songs!
- Each of the chords are shown on a chord frame, with dots to indicate where to place your finger.
- Below each frame is the name of the chord played.



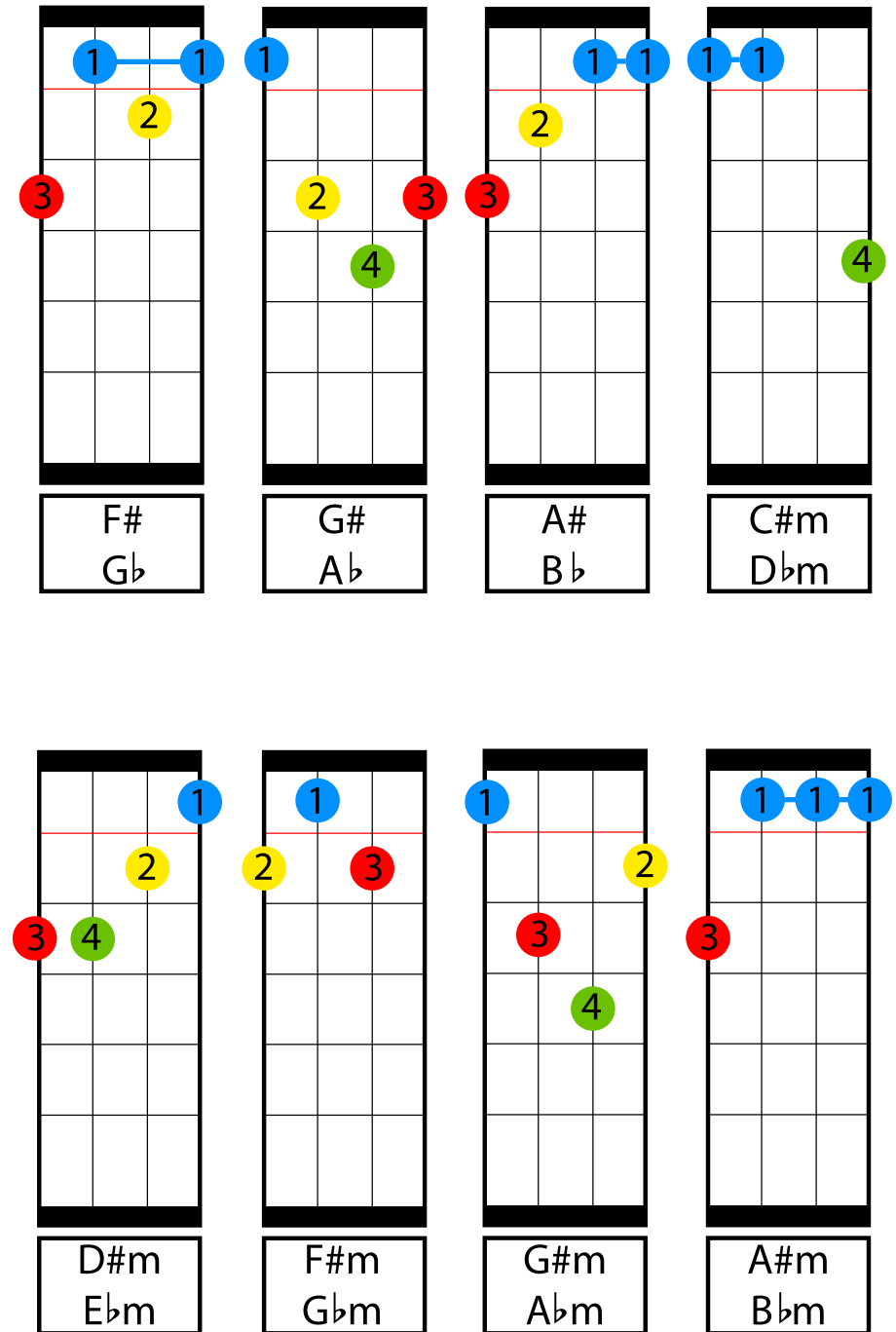
FUNCTIONS

1. Tuning Pegs
2. Headstock
3. Nut
4. Neck
5. Frets
6. Fretboard
7. Body
8. Strings
9. Bridge



Important Information

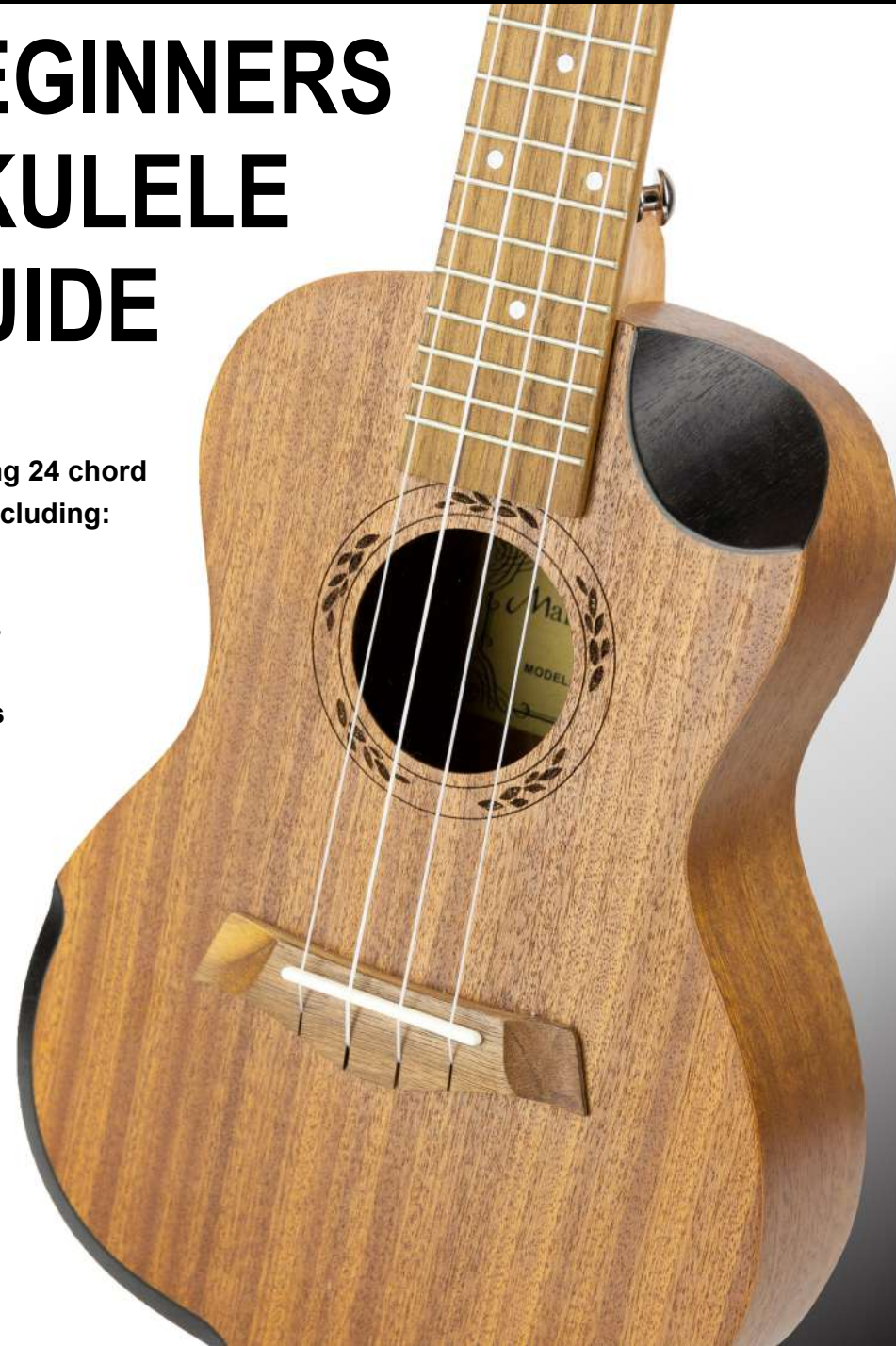
Nylon Strings may take time to settle. This can make the ukulele de-tune more frequently when new. This does not mean there is a problem with your ukulele.



BEGINNERS UKULELE GUIDE

Featuring 24 chord
guide including:

- Majors
- Minors
- Flats
- Sharps



Martin Smith is a trademark of PDT Ltd.
Registered in the UK, USA and Worldwide

PDT Ltd.
Unit 4B Greengate Industrial Estate,
White Moss View, Middleton, Manchester.
M24 1UN, UK

info@pdtuk.com

Copyright PDT Ltd. © 2022