

GOOSENECK KETTLE

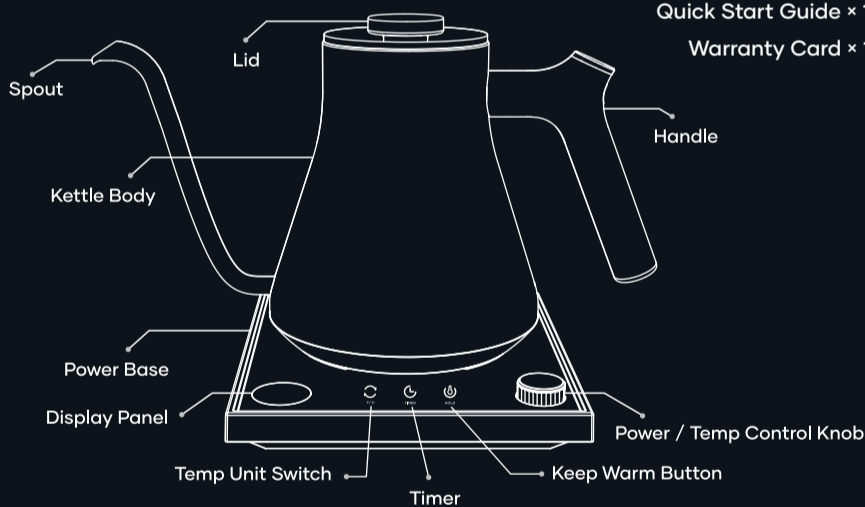
CEK-204



Quick Start Guide

This Quick Start Guide is designed for first time use.
For safety and more information, refer to your USER MANUAL.

A PRODUCT DIAGRAM



Package Contents

- Gooseneck Kettle × 1
- Power Base × 1
- Quick Start Guide × 1
- Warranty Card × 1



Do not wash jug exterior
under running water.



Never immerse jug in water
or place in dishwasher.



To prevent an electrical
hazard, please refer to the
cleaning instructions in
the USER MANUAL.

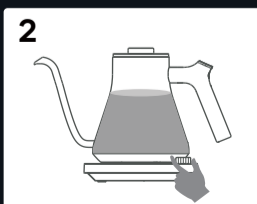
B OPERATION GUIDE

NOTE:

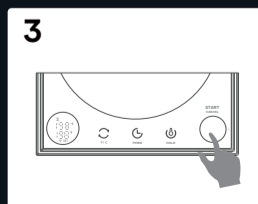
Please clean the kettle by boiling water 3 times before using it.



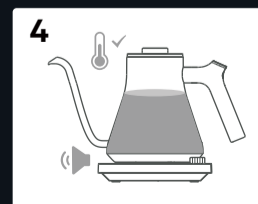
1. Add water to the kettle.



2. Turn the knob to adjust the preset
temperature to the temperature
you need.



3. Press the "START" to start.



4. Once desired temperature is
reached, the machine will beep.