



BULLDOG® Adhesion Promoter - Aerosol

Technical Data Sheet for Professionals

ETPO123B
PPC535, EPC535

Adhesion Promoter (15oz Aerosol)
Abrasive Prep & Clean (16oz, 7.6 lb)



BULLDOG® Adhesion Promoter is the premier adhesion promoter for the auto body collision repair market. Bulldog® Aerosol is fast-drying and provides superior adhesion on all polyolefin plastic parts. **Bulldog® Abrasive Prep & Clean** is an advanced emulsion, combining water and solvent technologies. It removes wax, grease, and the mold release agents that can cause fisheyes. We offer a Limited Lifetime Warranty† when using The Bulldog System as directed.

- Provides superior adhesion
- Designed exclusively to promote adhesion to polyolefin plastics
- Adjustable nozzle for variable spray pattern
- Convenient aerosol is perfect for spot repairs
- Dries clear in 5 minutes
- Improves flake orientation and color consistency
- Improves melt-in and edge wetting

†Refer to www.kleanstripauto.com for details on Limited Lifetime Warranty.

Compatible Coatings: All solvent-based urethane, epoxy, or acrylic lacquers, primers, sealers and basecoats.

Technical Data

Apply: 1 medium closed coat
Dry Film Thickness 1 Coat: 0.2 - 0.4 mils
Dry Times: 5 – 10 minutes @ 70F, or tack free
 **Dry times vary depending on temperature and humidity.

Cleanup: All tools and spills should be cleaned immediately with Naked Gun® Gold Gun Cleaner – CGC111 or VOC-Compliant CGC112.



ETPO123B DIRECTIONS FOR USE:

Carefully read the entire product label and all precautions on the SDS prior to use. Proper preparation is critical to the success of all repairs. Follow these steps to achieve maximum performance.

1. Clean all areas to be painted with BULLDOG® Abrasive Prep & Clean, using a gray scuff pad. Rinse thoroughly with clean water, and blow dry the surface.

2. Tack dry surface thoroughly with a clean tack cloth. Do not press tack cloth firmly against surface, as tack material may transfer to the surface and cause defects.

Note: If noticeable static remains on surface after blow drying and tacking, please use PREP ALL® Waterbased Anti-Static Panel Wipe (or compliant product in restricted areas) as a final wipe. Spray surface or pour on clean towel. Use wipe-on, wipe-off method, using clean towels in each hand to dry surface. Allow 3-5 minutes flash time before proceeding to next step.

3. Shake aerosol can gently for one minute to ensure a uniform mixture. Apply a single, medium closed coat of BULLDOG® Adhesion Promoter over entire plastic surface. A properly applied film should appear uniform, continuous, and free of any voids.


4. Allow 5 to 10 minutes before applying the next coating, or when tack free. *Dry times may vary based on temperature and humidity.*

5. Once tack-free, proceed with normal basecoat/clearcoat process, according to manufacturer's instructions.

Notes:

- BULLDOG® Adhesion Promoter has a 24-hour open time. If the part is left longer than 24 hours, tack, and apply 1 even, light coat of BULLDOG® before applying the next coating.
- BULLDOG® Adhesion Promoter covers 400 grit scratches and finer.
- This product may not be compatible with all surfaces and all conditions surrounding application. Before applying to any surface, always test in an inconspicuous area to ensure no damage will result.
- Use BULLDOG® Adhesion Promoter as a mid-coat adhesion promoter, effectively “tying” multiple layers of paint together. Great for use when doing special paint effects, such as flames, two-tone paint jobs, etc. BULLDOG® Adhesion Promoter will also improve the flop/alignment of metallic pigments in blend-out areas.
- BULLDOG® Adhesion Promoter can be used in a waterborne system, as long as it is applied underneath the primer-sealer.
- Metal primer overspray onto plastic surfaces should be removed, as it can cause paint failure. BULLDOG® Adhesion Promoter overspray onto plastic is not an issue.



TECHNICAL DATA:	ETPO123B
Appearance	Liquid, mobile, dries to Class A water-white finish
Percent Volatile	86.6% by weight
Flash Point of Concentrate	42°F
CPSC Flammability Classification	Flammable
VOC Category (Max Allowable VOC)	Polyolefin Adhesion Promoter (2.5 MIR)
Actual VOC	2.47 MIR
Storage	Replace overcap after use. Contents under pressure. Do not puncture, incinerate or store above 120°F. Exposure to heat or prolonged exposure to sun can cause bursting.
Coverage	Up to 100 sq. ft. per can, at 1 mil wet
Shelf Life	2 years from date of manufacture, in an unopened container
DOT	UN1950, Aerosols, flammable, 2.1, Ltd Qty
Prop 65	 This product can expose you to chemicals including Ethylbenzene and Styrene, which are known to the State of California to cause cancer and Toluene, which is known to the State of California to cause birth defects or other reproductive harm. For more information, go to www.p65warnings.ca.gov .

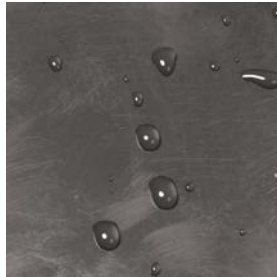
Product	Size	Pack	Lbs	Case Cube	Unit Width	Unit Depth	Unit Height	UPC Code	Pallet Qty
ETPO123B	15oz	12	16	.55	2.7"	2.7"	9.7"	0 30192 12397 3	1020






EPC535/PPC535 DIRECTIONS FOR USE:

1. Apply product using a wet gray scuff pad. Scuff entire bumper surface. Re-apply to scuff pad as needed to maintain a wet, soapy surface. While scuffing, be mindful to treat recessed areas and corners.
2. Rinse off thoroughly with clean water ensuring the surface is free of any loose particles.
3. To ensure part is ready for adhesion promoter application, mist a small area with water. If sheeting occurs, dry the surface and proceed. If water beads up, repeat cleaning as directed above.
4. Dry surface with cloth or forced air. Immediately before painting, wipe surface thoroughly with a clean tack cloth.



Beading



Sheeting

TECHNICAL DATA:	PPC535/EPC535
Appearance	Opaque gray
Percent Volatile	61% by weight
Flash Point	None
CPSC Flammability Classification	Non-Flammable, Waterbased
VOC Category (Max Allowable VOC)	General Purpose Degreaser (0.5%)
Actual VOC	0.0% by weight
Storage	Protect from freezing. Store between 32°F and 120°F, in the original container.
Density	9.8 lbs/gal
Shelf Life	2 years from date of manufacture, in an unopened container
DOT	Not Regulated

Product	Size	Pack	Lbs	Case Cube	Unit Width	Unit Depth	Unit Height	UPC Code	Pallet Qty
PPC535	16oz	12	13	0.47	3.4"	1.8"	8.3"	0 30192 12535 9	1368
EPC535	7.6 lb	4	34	1.14	7.6"	7.6"	7.6"	0 30192 01535 3	144

