

# CURV-HP250M3

250L Air Sourced Hot Water Cylinder

Project  
**cürv**

## REVOLUTIONISE YOUR HOT WATER

Simple and easy to install, any qualified plumber could execute efficiency



Heating your water alongside infrared technology or GCH, opt for our sleek, smart electric powered hot water cylinder.

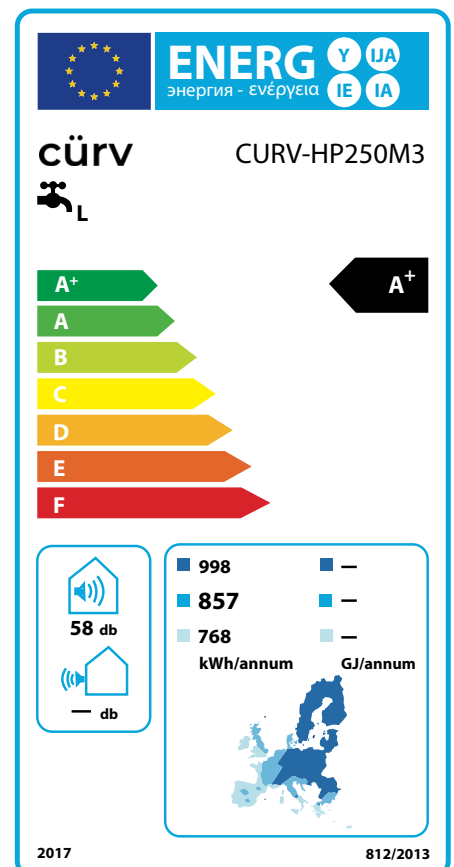
To understand how your Air Sourced Hot Water Cylinder works, just think of how a refrigerator works: it transfers the heat present inside it to the surrounding environment. The Cürv® Air Sourced Hot Water Cylinder reverses the cycle by subtracting heat from the air to transfer it to the water.

- Fast heat up time
- Range of modes to work around your life including holiday, eco, and boost
- High performance guaranteed under a five-year warranty
- Easy to install by any plumber
- Significantly reducing carbon emissions
- ERP rating A+
- Reduces energy bills



\*1 year of protection on electronics.

\*V1.6. Information correct as of 08/23 - contents can be subject to change without prior notice.



# CURV-HP250M3

250L Air Sourced Hot Water Cylinder

Project  
**cürv**

## Tank

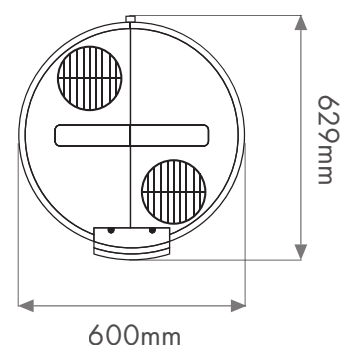
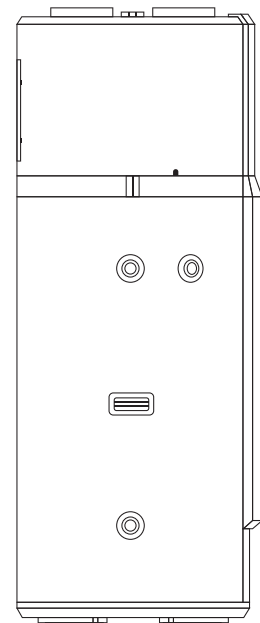
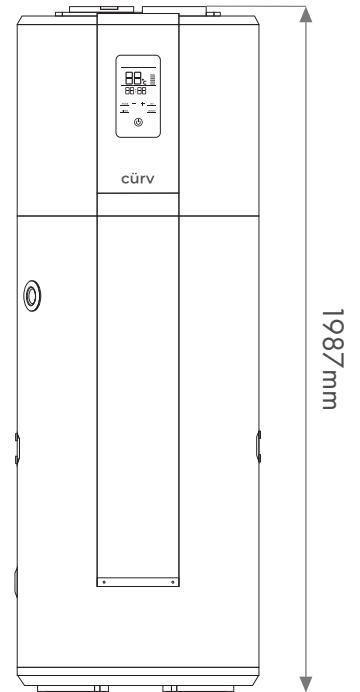
Tank Volume	246L
Rated Voltage/Frequency	220V~240V/50Hz
Tank Rated Pressure	0.7MPa
Corrosion Protection	Magnesium Rod
Water Proof Grade	IPX4

## Performances

Type Of Extraction	Ambient / Exterior
COP @ 7°C / EN16147	3.02
COP @ 14°C / EN16147	3.41
Tapping Cycle	L
Power Input By Electric Backup	1500W
Rated Power Input By Heat Pump	495W
Maximum Power Output By Heat Pump	865W
Maximum Power Output	2365W
Standby Power Input / Pes	27W
Max Volume Of Usable Hot Water At 40°C Setting At 55°C	311L
Heating Up Time (7°C)	7.35h
Heating Up Time (14°C)	6.17h
Default Temperature Setting	55°C
Temperature Setting Range - With Heater	35°C - 75°C
Maximum Length Of Air Duct	5m
Diameter Of Air Duct Connection	180mm
Max Working Pressure Of Refrigerant	0.8 / 2.8MPa
Refrigerant Type / Weight	R134a / 0.9kg
Sound Pressure Level	42dB @ 1 Metre
Ambient Temperature For Use Of Product	-7~35°C
Operating Temperature Of Heat Pump	-7~35°C

## Dimension And Connections

Water Inlet And Outlet Connection	G3/4" F
Safety Valve Connection	G3/4" F
Drain & Water Inlet Connection	G3/4" F
Product Dimensions	600*629*1987mm
Packing Dimension Without Pallet	736*695*2120mm
Packing Dimension With Pallet	736*695*2250mm
Net / Gross Weight	102/115kg
Standing Heat Loss	1.44kWh/24h



\*The COP and noise level data was tested in Haier lab  
Manufactured by Haier, exclusively for cürv®

\*V1.6. Information correct as of 08/23 - contents can be subject to change without prior notice.