

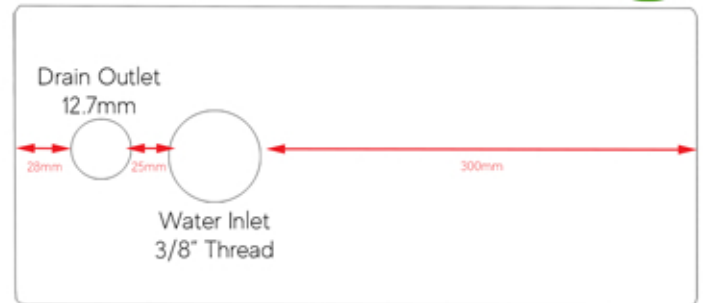
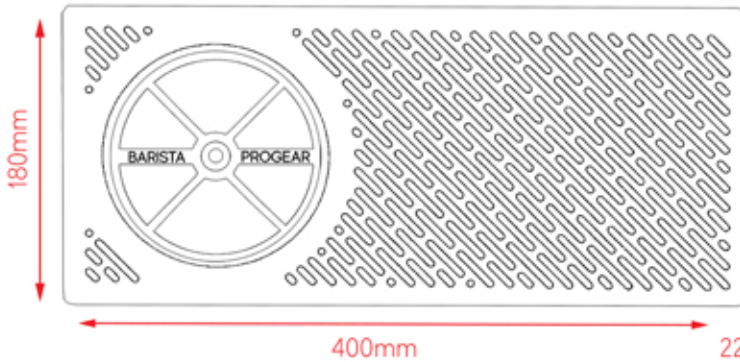
BARISTA PROGEAR

PROFESSIONAL BARISTA TOOLS

Milk Jug Rinser Specifications

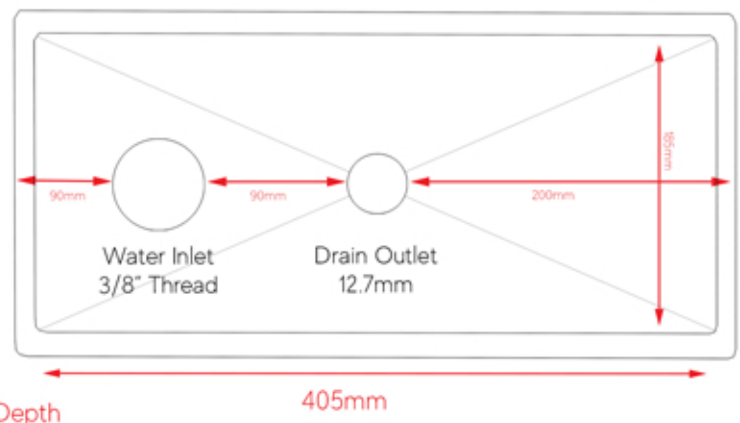
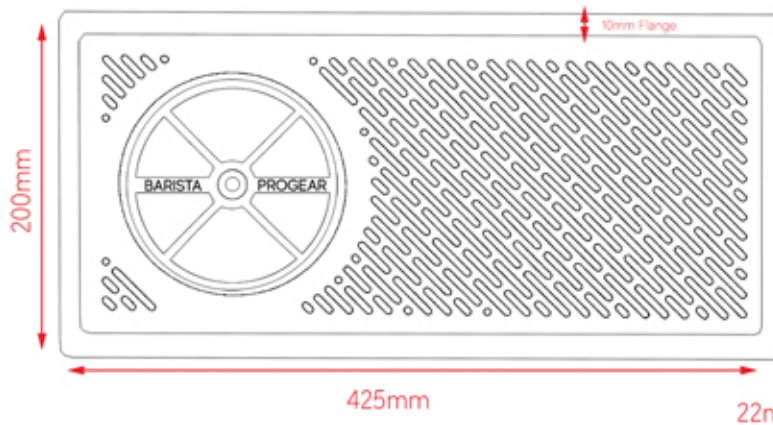
SIDE SPRAY RINSER

Product Code: BPG-SS400



RECESSED SIDE SPRAY RINSER

Product Code: BPG-SS400R



INSTALLATION REQUIREMENTS

The water and drain tubes connect to the bottom of the rinser. We recommend that the water pressure is 15-30PSI, if water pressure is over 400kpa we suggest a 350kpa pressure limiting valve to be fitted, this is to alleviate the possibility of the valve weeping or leaking and a 350kpa pressure limiting valve will also reduce the possibility of the seal being blown up over the feed holes which will restrict the water flow. We suggest flushing the feed water lines to the rinser before installation especially on new water lines, to prevent any debris getting in to the valve which will cause the valve to leak.

We strongly suggest having the product in-hand prior to cutting counter tops. Barista Progear is not liable for mis-calculated or mis-cut bench tops.