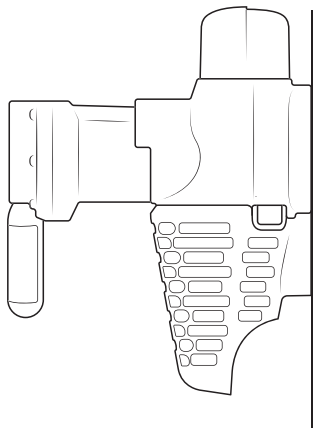


goodnature®

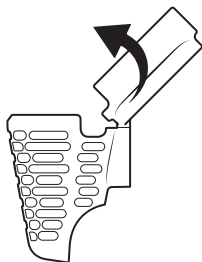
Blocker for A24



We've designed our A24 trap to target specific pests only – not native birds or your neighbour's pet. The chance of you trapping anything you want to protect is very small but we know some wildlife is more curious than others. While our Blocker for A24 isn't a necessity, it's an extra step you can take for peace of mind.

To learn about protected wildlife in your area, visit
www.goodnature.co

Installation

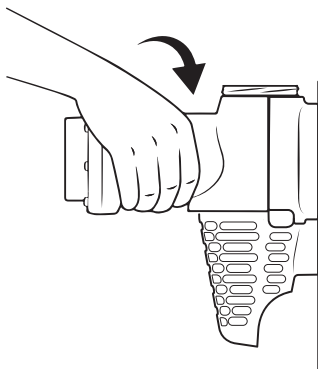
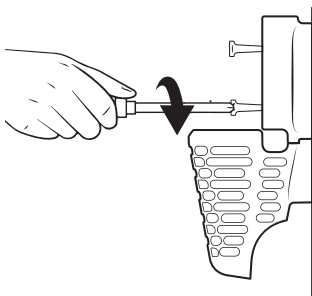


Step 1

Drop the bottom of the Tree Mount onto the Blocker. Angle the Tree Mount upwards by 90° until it clicks into place.

Step 2

Using a screwdriver, screw the Tree Mount (now attached to the Blocker) into a tree or post with the highest edge of the Blocker entrance sitting 12cm above the ground.



Step 3

Tilt the A24 trap backwards and lower it into the top of the Tree Mount. As you press the trap downwards, it will be guided by the Tree Mount and lock into place. Click!