

INDUSTRIAL CARBON MONOXIDE DETECTOR PRODUCT MANUAL

WARRANTY:

The Inspector has a **one year warranty** on all of its parts. It is recommended that you calibrate the Inspector every six months. If you do not calibrate it then there is a good chance it will not provide an accurate measurement. If a calibration is never performed an **EOL** (End of Life) icon will display on the LCD after two years of use. A successful calibration postpones an **EOL** for **180** days.

NORMAL OPERATING CONDITIONS:

Temperature: -20oC to +50oC (-4 F to +122 F)
 Humidity: 20-90% R.H (0-99% intermittent)

CERTIFICATION:

ETL CLASSIFIED
 THIS DEVICE CONFORMS TO UL STD 913;
 CERTIFIED TO CSA STD C22.2 NO 157
 Intertek / ETL control number 4004813

PRACTICAL CONSIDERATIONS:

Short term measurements (**i.e. <1hr**) in any humidity (**0-99% R.H.**) are fine as long as condensation does not block the sensor inlet. A longer term exposure to extreme humidity outside the normal range can cause damage to the sensor. Damage occurs much faster at higher temperatures. The LCD display and sensor will not work properly at lower temperatures. **NOTE: Higher temperatures can damage the device.**

PLEASE NOTE:

Do you know if there is Carbon Monoxide in the air? The Carbon Monoxide Inspector is a professional grade tool that will answer that question. Carbon Monoxide is a toxic and odorless gas that is produced from most combustion processes. This includes furnaces, car exhaust and burning cigarettes.

Thank You for choosing The Sensorcon Carbon Monoxide Inspector! We want to be your go to company for all your professional needs! Please feel free to contact us with any comments, questions or concerns and we'll do our best to make sure you're 100% satisfied.



CONTACT INFORMATION:

150 N. Airport Drive Buffalo, NY 14225
Office: (716) 566-2728 **Fax:** (716) 276-3047
 sales@sensorcon.com
 www.sensorcon.com

CUSTOMER SERVICE HOURS OF OPERATION:

Monday through Friday: 8am to 4pm

Please Note: East Coast Time Zone



Front View



Side View



Rear View

INSPECTOR LAYOUT

Lanyard Loop

A clip is on back of the device. Use this to attach to shirt or other location.

Sensor Inlet

Where gas is measured. Keep it clean and do not puncture the membrane.

LED Indicator Lights

These red lights will flash when CO concentration is high enough for an alarm. There are four around the LCD.

LCD Display

Shows CO concentration from 0 - 1,999 parts per million. (Other details in lower figure)

Buzzer / Speaker

Makes a beeping sound when an alarm is active. Do not puncture the membrane.

Power / MUTE Button

Press & hold to turn the power ON or OFF. Press to mute the buzzer for up to 5 Minutes.

MAX Button

Press to make the LCD remain at the Maximum CO concentration measured.

Gas Type

Sensorcon offers professional metering solutions for both **carbon monoxide** and **hydrogen sulfide**. See label.



LCD DISPLAY LAYOUT

Battery Indicator

Displays when the Battery is low and needs replacement.

HOLD

Displays a countdown for powering off or entering the calibration mode.

HI

Displays when the HIGH 200ppm line is exceeded.

LO

Displays when the LOW 35ppm line is exceeded.

Checkbox

Indicates a successful zero or CAL step during calibration mode.

ZERO

Displays as 1st step during calibration, to establish 0 ppm status

Gas Calibration
Displays when applying gas in calibration mode.



CAL

Indicates that the device is in a calibration mode.

Arrow 1

Displays over MUTE to indicate alarm is muted.

ALARM

Displays when 35ppm exceeded

Arrow 2

Displays over MAX to indicate alarm is muted.

PPM

Displays when measuring for CO.

DAYS

Indicates the number of days until a calibration is due.



HOW THE INSPECTOR WORKS:

An electrochemical sensor behind the **sensor inlet** shown in the **image above** will create an electrical signal when carbon monoxide (CO) is sensed. The gas concentration is displayed in **parts per million (PPM)**.

Please Note: The Sensorcon Inspector is a professional tool. It does not require very much maintenance with the exception of keeping it clean. This is especially important in the area of the sensor inlet. If it gets dirty then simply wipe it clean with a damp cloth or with a damp cotton swab.



Hold down both buttons to begin.



Connect the 50ppm calibration gas.



Wait for the countdown to complete.

HOW TO PERFORM A SELF CALIBRATION:




For reasonable accuracy a frequent calibration is recommended at least once every 6 months. Sensorcon will perform this procedure for you or you can do it yourself if you have the necessary 50ppm calibration gas.

Please follow these steps to self calibrate your Inspector:

1. Hold **both** buttons for 5 seconds to enter calibration mode. Press the **MUTE** button at any time to exit.
2. In a clean air environment then press the **MAX** button to begin the **ZERO** calibration. Wait for countdown.
3. When zero is complete, use 1/4" OD, 1/8" ID Tygon tubing attached to the calibration gas cylinder and sensor inlet to flow calibration gas at 0.5L/min, then press the **MAX** button to start calibration process.
4. The Inspector will then automatically calibrate itself and notify you if a calibration is successful.

Please feel free to contact us if you have any further questions or are in need of technical assistance.

PRODUCT MODEL COMPARISON CHART

Models →	Standard	Industrial	Industrial PRO
<div style="display: flex; flex-direction: column; align-items: center;"> <div style="display: flex; align-items: center; margin-bottom: 10px;"> ✓ = YES </div> <div style="display: flex; align-items: center;"> ✗ = NO </div> </div>			
PRICE	\$119.00	\$129.00	\$159.00
1 Year Warranty	✓	✓	✓
Waterproof	✓	✓	✓
Shock Proof	✓	✓	✓
Pre Set Alarm Level	✓	✓	✓
Visual Alarm	✓	✓	✓
Audio Alarm	✓	✓	✓
Vibrating Alarm	✗	✓	✓
Intrinsically Safe	✗	✓	✓
Adjustable Alarm Level	✗	✗	✓
24 Hour TWA	✗	✗	✓

Sensorcon is dedicated to creating high quality environmental sensor products to meet the most demanding of domestic, professional and industrial needs. We proudly have over 10 years of experience in sensor integration and design with all of our products manufactured in the USA. In addition to this, you can easily purchase our products directly from the Sensorcon online store.

Whether its portable single gas meters to detect carbon monoxide in your home or complex PCB and sensor integrations into industrial networks. We have the experience and capability to deliver solid and reliable environmental data wherever and whenever you need it. Please contact our sales department for more information about our products and solutions.