





www.brettstruck.com.au


AUTOMOBIL WATER PUMP





HINO


	Vehicle type	
	LFS	
	Engine type	F20C
	Year	
	remark	
	OEM : 16100-3301	


	Vehicle type	
	MSH	
	Engine type	F17C
	Year	
	remark	
	OEM : 16100-2955	


	Vehicle type	
	LFR	
	Engine type	K13CTE
	Year	93
	remark	
	OEM : 16100-3320	


	Vehicle type	
	SH331	
	Engine type	K13C
	Year	98
	remark	
	OEM : 16100-3112	


	Vehicle type	
	Engine type	K13C
	Year	
	remark	日本紀念車種
	OEM:16100-3086	


	Vehicle type	
	MBS	
	Engine type	EF750
	Year	
	remark	
	OEM : 16100-2955	


	Vehicle type	
	MCS LRG	
	Engine type	EK100-87Y
	Year	87
	remark	w/chassis 240/270
	OEM : 16100-3122	


	Vehicle type	
	MDN	
	Engine type	EM100/EP100
	Year	
	remark	
	OEM:16100-2833	


	Vehicle type	
	LEG-LRK	
	Engine type	EL100
	Year	
	remark	
	OEM:16100-3632	


	Vehicle type	
	MFG	
	Engine type	H07D-92Y
	Year	92
	remark	
	OEM : 16100-2980	


	Vehicle type	
	MFG	
	Engine type	H07D-94Y
	Year	94
	remark	
	OEM : 16100-3171	


	Vehicle type	
	MLE	
	Engine type	H07C
	Year	90
	remark	
	OEM : 16100-2660	


	Vehicle type	
	MGD	
	Engine type	H07D H06C
	Year	88
	remark	
	OEM : 16100-2970	


	Vehicle type	
	MFF	
	Engine type	H07D H06C
	Year	90
	remark	
	OEM : 16100-2640	


	Vehicle type	
	FC3W	
	Engine type	W06E
	Year	92
	remark	18M/M
	OEM : 16100-2532	


	Vehicle type	
	FC176	
	Engine type	W06E
	Year	94
	remark	22M/M
	OEM : 16100-3000	


	Vehicle type	
	W04E 重機	
	Engine type	W04E
	Year	
	remark	重機
	OEM : 16100-2384	


	Vehicle type	
	EX300	
	Engine type	EP100TE
	Year	
	remark	
	OEM :	


	Vehicle type	
	EX220	
	Engine type	H06C
	Year	
	remark	日立重機
	OEM : 16100-2370	


	Vehicle type	
	ERK BUS MGH MFG 15T/16T/17T	
	Engine type	J08C
	Year	
	remark	
	OEM : 16100-3466	

	Vehicle type	
	MFB	
	Engine type	J05C
	Year	
	remark	
	OEM : 16100-3640	


	Vehicle type	
	LFS,LSH	
	Engine type	K13C-TV
	Year	
	remark	
	OEM : 16100-3820	


	Vehicle type	
	LRM BUS	
	Engine type	P11C-TJ
	Year	
	remark	
	OEM : 161100-3771	


	Vehicle type	
	LFR-2P	
	Engine type	P11C-TK
	Year	
	remark	
	OEM : 16100-3781	


	Vehicle type	
	Engine type	E13C-TK
	Year	
	remark	
	OEM:1610-E0451	


FUSO


	Vehicle type	
	EP517	
	Engine type	6D24T
	Year	97
	remark	
	OEM : ME995058	


	Vehicle type	
	Engine type	FV350
	Year	
	remark	
	OEM : ME350733	


	Vehicle type	
	FU419 FV419	
	Engine type	FV355
	Year	89
	remark	
	OEM : ME995645	


	Vehicle type	
	FV415	
	Engine type	8DC91A
	Year	86
	remark	FV320
	OEM : ME996877	


	Vehicle type	
	FT418-FU418	
	Engine type	6D22T
	Year	
	remark	
	OEM : ME152528	


	Vehicle type	
	MP618-MP518	
	Engine type	6D22T 巴士
	Year	91
	remark	二溝機循
	OEM : ME993235	


	Vehicle type	
	MP618	
	Engine type	6D22T 巴士
	Year	95
	remark	一溝機循
	OEM : ME993236	


	Vehicle type	
	MS180-1	
	Engine type	6D11 重機
	Year	
	remark	
	OEM :ME035246	


	Vehicle type	
	MS180-8	
	Engine type	6D15A
	Year	
	remark	
	OEM :ME996804-ME075049	


	Vehicle type	
	FK417	
	Engine type	6D16
	Year	
	remark	6D14CT
	OEM :ME035247	


	Vehicle type	
	FM 515	
	Engine type	6D14-2AT
	Year	
	remark	
	OEM : ME 075049-996931	


	Vehicle type	
	FM557	
	Engine type	6D16T
	Year	
	remark	
	OEM : ME075218	

	Vehicle type	
	SK200-3	
	Engine type	6D31 Heavy-duty
	Year	95
	remark	
	OEM : ME993520	


	Vehicle type	
	FH217	
	Engine type	6D34T
	Year	96
	remark	5 Holes
	OEM : ME013868	


	Vehicle type	
	S6K2-S4KT	
	Engine type	E200B
	Year	
	remark	CAT210
	OEM : 125-2989	


	Vehicle type	
	SK200-5	
	Engine type	6D31 Heavy-duty
	Year	
	remark	
	OEM : ME993520	

	Vehicle type	
	Engine type	6M70
	Year	
	remark	
	OEM :	


NISSAN


	Vehicle type	
	CW520	
	Engine type	RG8
	Year	
	remark	SINGLE DITCHES
	OEM : 21010-97415	

	Vehicle type	
	CW54	
	Engine type	RF8
	Year	
	remark	SINGLE DITCHES
	OEM : 21010-97366	


	Vehicle type	
	CW53	
	Engine type	RE8
	Year	
	remark	
	OEM:21010-97367	

NISSAN


	Vehicle type	
	PK250—大面	
	Engine type	
	Year	
	remark	
	OEM : 21010-Z5328	


	Vehicle type	
	CK450	
	Engine type	PF6TB
	Year	
	remark	
	OEM:21010-96226	


	Vehicle type	
	PK250—小面	
	Engine type	FE6TA
	Year	
	remark	
	OEM:21010-Z5129 :21010-Z5663	


	Vehicle type	
	CW530	
	Engine type	RG8
	Year	
	remark	MULTI-DITCHES
	OEM: 21010-97403	


ISUZU


	Vehicle type	
	EXR340	
	Engine type	V10-340
	Year	92
	remark	
	OEM : 1-13650-140-2	

	Vehicle type	
	FSR32	
	Engine type	6HE1
	Year	
	remark	
	OEM : 8-94395-656-5	

	Vehicle type	
	FTR13	
	Engine type	6SA1T
	Year	
	remark	
	OEM : 1-13610-842-0	

	Vehicle type	
	FSR32	
	Engine type	6HH
	Year	95
	remark	
	OEM : 8-94390-601-0	

	Vehicle type	
	FTR32	
	Engine type	6HE1TC
	Year	95
	remark	15T
	OEM : 1-13610-059	

	Vehicle type	
	Engine type	6HK1
	Year	
	remark	
	OEM :	



Vehicle type	
NQR70	
Engine type	4HE1XS
Year	
remark	
OEM : 8-97212-675-1	